


The University of Tennessee  
County Technical Assistance Service  
Suite 105 Student Services Building  
Knoxville, Tennessee 37996-0213

Non-Profit Org.  
U. S. Postage  
PAID  
Knoxville, TN  
Permit No. 870



## THE UNIVERSITY OF TENNESSEE COUNTY TECHNICAL ASSISTANCE SERVICE


TECHNICAL REPORT  
94-2

TENNESSEE  
COUNTY TAX STATISTICS

December 1993



Authorization No. E15-1570-00-002-94



# TENNESSEE COUNTY TAX STATISTICS

December 1993

Prepared by

Judy F. Reinhart  
Special Projects Coordinator

Authorization No. E15-1570-00-002-94



226 Capitol Boulevard Building  
Suite 400  
Nashville, Tennessee 37219-1804  
(615) 242-0358

December, 1993

Dear County Official:

The following text and tables represent our 19th annual compilation of tax statistics for county governments in Tennessee. The information provided is the most current as of publication; however, certain changes will no doubt take place shortly due to the dynamic nature of county government.

Since our last report, one (1) county (*Monroe*) levied a new wheel tax, and two (2) counties (*Marshall and Obion*) levied a new hotel/motel tax.

Information on local litigation taxes is not included in our report. Most counties do levy this tax in varying amounts and for a myriad of purposes. Its ease of passage (simple resolution) has made it a popular source of much needed revenues.

It is our legislative mandate to provide county officials with information useful in the operation of their offices. In this respect, we hope you find this report beneficial in analyzing revenue sources available to county government. If CTAS can provide other information relating to this report, please contact us at your convenience.

J. Rodney Carmical  
Executive Director

## TABLE OF CONTENTS

TENNESSEE COUNTY PROPERTY TAX RATES	1-24
TABLE I      Distribution of the Tennessee County Property Tax Rates	7-12
TABLE II      Comparison of Tennessee County Property Tax Rates - 1993 vs 1992	13-18
TABLE II-A    Comparison of Tennessee County Effective Tax Rates - 1993 vs 1992	19-24
COUNTYWIDE MOTOR VEHICLE TAX LEVIED IN TENNESSEE COUNTIES	25-35
TABLE III      A Compilation of Counties In Tennessee Levying a Countywide Motor Vehicle Tax	25-34
TABLE IV      Motor Vehicle Registrations for Tennessee Counties - Registration Year 1993	35
LOCAL SALES TAX IN TENNESSEE COUNTIES	37-41
TABLE V      Local Option Sales Tax Rates	41
HOTEL MOTEL TAX IN TENNESSEE COUNTIES	43-50
TABLE VI      Hotel/Motel Tax In Tennessee Counties	45-50
COUNTY MINERAL SEVERANCE TAX	51-58
TABLE VII      County Mineral Severance Tax	53-58
LITIGATION TAX IN TENNESSEE COUNTIES	59
TABLE VIII - TAX RATE SUMMARY	61-64
APPENDIX A	65

TENNESSEE COUNTY PROPERTY TAX RATES

(1993 TAX YEAR)



As county populations and corresponding demands for service continue to increase, county officials continue to find themselves facing increased costs which must be funded from a tax base burdened by few alternatives for new revenue. The source of revenue most heavily depended upon by counties is, of course, the property tax. This tax is levied on all real and personal property based on its classification and subsequent assessed value as follows:

Residential and Farm Property: (\$7,500 exemption on household goods and furnishings)	Real-25% of appraised value Personal-5% of appraised value
Industrial & Commercial Property:	Real-40% of appraised value Personal-30% of appraised value
Public Utilities:	Both-55% of appraised value

Several categories of real and personal property are exempt from property taxes. These categories are:

1. Governmental - This exemption applies to any property owned by the federal, state or local governments or any governmental agency if used exclusively for governmental purposes.
2. Government Securities - Bonds and notes of the state, counties, municipalities or housing authorities.



3. Exempt Entities - Property owned by religious, charitable, scientific or nonprofit educational institutions and used exclusively by and for such institutions.
4. Certain Educational Institutions - Dormitories, the residence of the chief executive officer of a college or university (subject to certain conditions), faculty housing provided by a college or university (subject to very strict restrictions) and college or university bookstores.
5. Personal - Personal checking or savings accounts, plus \$7,500 per person (or \$15,000 for a husband and wife) worth of: household furnishings, clothing, musical instruments, private passenger automobiles, jewelry, etc.
6. Agricultural - Farm personal property (up to \$7,500), nursery stock and timber, livestock and poultry (except for meat processors), etc.
7. Charter or Contract Property - All property protected by a valid charter or contract exemption is exempt.
8. Low Cost Housing for Elderly and Handicapped - Property of a nonprofit corporation used for below-cost housing for the elderly or handicapped and financed by the U.S. government under Section 811 of the National Affordable Housing Act, Section 202 of the Housing Act of 1959, Sections 221, 231 or 236 of the National Housing Act or Section 8 of the U.S. Housing Act of 1937, as amended by the Housing and Community Development Act of 1974, if the nonprofit corporation is entitled to exemption from federal income taxation by virtue of being a charitable or social welfare organization.

9. Leased Tangible Personal Property - The Tennessee Constitution authorizes a property tax exemption for property representing inventory of a business held for sale or exchange. By statute, this exemption extends to any inventory which is subject to the business gross receipts tax. (NOTE: Property held for lease, if in the hands of the lessee, is taxable.)
10. Other:
  - a. airport runways,
  - b. industrial development corporations,
  - c. burial plots in use, monuments, and nonprofit cemeteries,
  - d. historic properties,
  - e. foreign property to be exported,
  - f. property in transit,
  - g. property used to recycle waste products.
11. Tax Relief for Elderly, Disabled - For persons over 65 or who are totally and permanently disabled and who fit within an income limitation set annually by the Legislature, but not less than \$10,000 (set at \$10,000 for FY1993-94), the state provides credit vouchers for taxes due and payable on the first \$15,000 of full market value of the taxpayer's residence. Disabled veterans are entitled to receive vouchers for the first \$120,000 worth of full market value of residence (no income limit).

In 1980, the Tennessee General Assembly passed legislation codified in part at T.C.A. 67-5-1605, which required the State Board of Equalization, effective January 1, 1981, to determine an annual overall median ratio of property appraisal to be used by the Public Service Commission in establishing assessments for public utilities in Tennessee. The

established ratios for each county are then to be used by the Public Service Commission in assessing individual utilities in their respective counties. The ratios established for the 1992 tax year were adopted by the State Board of Equalization and published August, 1993. In 1993, counties in Tennessee had 128 taxing districts, excluding municipal taxing entities.

Table II-A shows each tax district's effective tax rate for 1993 versus 1992. This rate is determined by multiplying the taxing district's tax rate by the appraisal ratio as determined by the State Board of Equalization, and produces a more realistic comparison of property tax rates than use of the taxing district's actual tax rate. This table shows the effective rate to range from a low of \$1.26 in Sevier County to a high of \$6.0448 in Morgan County.

Other than the eight (8) counties (with nine taxing jurisdictions) undergoing reappraisal programs in 1993, twenty-six (26) taxing jurisdictions decreased their tax rate, twenty-eight (28) jurisdictions increased their rates and sixty-five (65) jurisdictions used reserves or other revenue in funding their budgets with the same tax rate as set in 1992.

On the following pages you will find several tables which summarize the property tax rates set by counties in 1993. Table I shows the total county tax rates with a breakdown into the various county funds and the special school district tax rates. Table II gives a listing of 1993 tax rates for the 128 tax districts in Tennessee, showing present rate, prior year's rate, amount and percentage of increase or decrease. Table II-A gives a listing of 1993 effective tax rates, with the appraisal ratios and prior year's effective rate.

It is our sincere hope that the reader finds these tables informative and useful. For any additional information regarding this matter, please contact the CTAS county

government consultant for your area. For help in estimating what a penny on the tax rate would bring in, please see Appendix A at the end of this report.

TABLE I

DISTRIBUTION OF THE PROPERTY TAX - TAX YEAR 1993  
TENNESSEE COUNTY TAX DISTRICTS

COUNTY TAX DISTRICTS	COUNTY	OTHER	ROAD/	GENERAL	OTHER	DEBT	SOLID	COUNTY	SSD	TOTAL
	GENERAL	GENERAL	BRIDGE	PURPOSE	SCHOOL	SERVICE	WASTE	TAX	TAX	TAX
	FUND	FUND	FUND	SCHOOL	FUND	FUND	REVENUE	RATE	RATE	RATE
ANDERSON										
1 Outside Clinton & Oak Ridge	.91	-	-	1.57	-	.50	-	2.98	-	2.98
2 Inside Clinton	.91	-	-	1.57	-	.49	-	2.97	-	2.97
3 Inside Oak Ridge	.91	-	-	1.57	-	.24	-	2.72	-	2.72
4 BEDFORD	1.23	-	.10	1.78	-	.36	-	3.47	-	3.47
5 BENTON	.58	-	.06	2.03	-	.37	-	3.04	-	3.04
6 BLEDSOE	.90	-	-	1.36	-	.19	.10	2.55	-	2.55
7 BLOUNT	.56	.04	-	1.15	-	.52	-	2.27	-	2.27
8 BRADLEY	.6900	.0311	.1681	1.3684	-	.4424	-	2.7000	-	2.7000
9 CAMPBELL	.52	-	.04	2.05	-	.02	.33	2.96	-	2.96
10 CANNON	.920	-	-	1.695	-	.04	.135	2.79	-	2.79
CARROLL										
11 Outside SSD's	.68	-	.08	.32	.24	.09	.14	1.55	-	1.55
Inside SSD's as follows:										
12 Bruceton - Hollow Rock	.68	-	.08	.32	.24	.09	.14	1.55	1.79	3.34
13 Huntingdon	.68	-	.08	.32	.24	.09	.14	1.55	1.89	3.44
14 McKenzie	.68	-	.08	.32	.24	.09	.14	1.55	1.78	3.33
15 South Carroll	.68	-	.08	.32	.24	.09	.14	1.55	1.89	3.44
16 West Carroll	.68	-	.08	.32	.24	.09	.14	1.55	1.87	3.42
17 Inside Atwood	.68	-	.08	.32	.24	.09	.14	1.55	1.87	3.42
18 Inside Trezevant	.68	-	.08	.32	.24	.09	.14	1.55	1.87	3.42
19 CARTER	.67	-	.10	1.74	-	.67	-	3.18	-	3.18
20 CHEATHAM	.9175	-	.08	1.7425	.19	.41	.22	3.56	-	3.56
21 CHESTER	1.00	-	.02	1.14	-	-	.32	2.48	-	2.48
22 CLAIBORNE	.62	.03	.01	1.99	-	.28	.29	3.22	-	3.22
23 CLAY	1.44	-	-	2.01	-	-	.08	3.53	-	3.53
24 COCKE	1.14	-	.11	1.07	.37	.46	-	3.15	-	3.15



TABLE I

DISTRIBUTION OF THE PROPERTY TAX - TAX YEAR 1993  
TENNESSEE COUNTY TAX DISTRICTS

							SOLID			
COUNTY TAX DISTRICTS	COUNTY	OTHER	ROAD/	GENERAL	OTHER	DEBT	WASTE	COUNTY	SSD	TOTAL
	GENERAL	GENERAL	BRIDGE	PURPOSE	SCHOOL	SERVICE	REVENUE	TAX	TAX	TAX
	FUND	FUND	FUND	SCHOOL	FUND	FUND	FUND	RATE	RATE	RATE
COFFEE										
25	Outside Manchester & Tullahoma	.81	-	.03	1.65	-	.28	.25	3.02	3.02
26	Inside Manchester	.81	-	-	1.65	-	.19	-	2.65	2.65
27	Inside Tullahoma	.81	-	-	1.65	-	.19	-	2.65	2.65
28	CROCKETT	.95	-	-	.98	.15	.18	.08	2.34	2.34
29	CUMBERLAND	.58	-	-	1.14	-	.15	-	1.87	1.87
DAVIDSON										
30	General Services District	1.95	-	-	1.01	.11	.43	-	3.50	3.50
31	Urban Services District	2.83	-	-	1.01	.11	.55	-	4.50	4.50
32	DECATUR	.51	-	-	1.00	-	.21	.27	1.99	1.99
33	DEKALB	.44	-	-	1.21	-	.11	.04	1.80	1.80
34	DICKSON	1.02	-	.13	1.40	-	.35	-	2.90	2.90
35	DYER	.56	-	.17	.74	.21	.17	-	1.85	1.85
36	FAYETTE	.81	-	.50	1.12	-	.33	.16	2.92	2.92
37	FENTRESS	1.38	-	-	.91	-	.27	.44	3.00	3.00
FRANKLIN										
38	Outside Cities (Rural)	.4850	.1200	.0200	1.4500	-	.4400	-	2.5150	2.5150
39	Outside Tullahoma, Winchester & Sewanee	.4850	-	.0200	1.4500	-	.4400	-	2.3950	2.3950
40	Inside Tullahoma, Winchester & Sewanee	.4850	-	.0200	1.4500	-	.1150	-	2.0700	2.0700
GIBSON										
Inside SSD's below:										
41	Gibson County	.68	-	.18	-	-	.08	-	.94	1.37
42	Bradford	.68	-	.18	-	-	.08	-	.94	1.69
43	Dyer	.68	-	.18	-	-	.08	-	.94	1.37
44	Kenton	.68	-	.18	-	-	.08	-	.94	1.44
45	Milan	.68	-	.18	-	-	.08	-	.94	1.55
46	Trenton	.68	-	.18	-	-	.08	-	.94	1.44
47	GILES	.83	-	.09	1.83	-	.56	-	3.31	3.31
48	GRAINGER	.83	-	.14	1.33	-	.35	.12	2.77	2.77

TABLE I

DISTRIBUTION OF THE PROPERTY TAX - TAX YEAR 1993  
TENNESSEE COUNTY TAX DISTRICTS

								SOLID			
		COUNTY	OTHER	ROAD/	GENERAL	OTHER	DEBT	WASTE	COUNTY	SSD	TOTAL
COUNTY TAX DISTRICTS		GENERAL	GENERAL	BRIDGE	PURPOSE	SCHOOL	SERVICE	REVENUE	TAX	TAX	TAX
		FUND	FUND	FUND	SCHOOL	FUND	FUND	FUND	RATE	RATE	RATE
GREENE											
49	Outside Greeneville	.46	.23	.21	1.07	-	.65	-	2.62	-	2.62
50	Inside Greeneville	.46	.23	.21	1.07	-	.23	-	2.20	-	2.20
GRUNDY											
51	GRUNDY	1.42	-	-	1.49	-	.26	.24	3.41	-	3.41
HAMBLLEN											
52	Outside Morristown	.49	.02	-	1.71	-	.61	.10	2.93	-	2.93
53	Inside Morristown	.49	-	-	1.71	-	.61	-	2.81	-	2.81
HAMILTON											
54	HAMILTON	.9409	-	.0192	1.3538	-	.4993	-	2.8132	-	2.8132
HANCOCK											
55	HANCOCK	.01	-	-	1.23	-	.58	-	1.82	-	1.82
HARDEMAN											
56	HARDEMAN	.42	-	.12	1.70	-	.04	-	2.28	-	2.28
HARDIN											
57	HARDIN	.88	-	.07	1.59	-	-	-	2.54	-	2.54
HAWKINS											
58	HAWKINS	.91	-	.23	1.48	.18	.40	-	3.20	-	3.20
HAYWOOD											
59	HAYWOOD	.60	-	.21	1.51	-	.18	-	2.50	-	2.50
HENDERSON											
60	HENDERSON	.44	-	.09	.93	.45	-	-	1.91	-	1.91
HENRY											
61	Outside Paris SSD	.53	-	.48	1.86	-	.05	.16	3.08	-	3.08
62	Inside Paris SSD	.53	-	.48	1.86	-	.05	.16	3.08	.26	3.34
HICKMAN											
63	HICKMAN	1.15	-	.10	1.87	-	.69	-	3.81	-	3.81
HOUSTON											
64	HOUSTON	1.44	-	.02	1.22	-	.27	.34	3.29	-	3.29
HUMPHREYS											
65	HUMPHREYS	.33	.29	.07	1.05	-	.43	.06	2.23	-	2.23
JACKSON											
66	JACKSON	.70	-	.09	1.46	-	.42	.50	3.17	-	3.17
JEFFERSON											
67	JEFFERSON	.70	-	.04	.97	.04	.51	.24	2.50	-	2.50
JOHNSON											
68	JOHNSON	1.11	-	-	2.38	.19	.17	-	3.85	-	3.85
KNOX											
69	KNOX	1.115	.117	-	1.38	.06	.192	.046	2.91	-	2.91
LAKE											
70	LAKE	1.05	-	.05	1.57	-	.28	.05	3.00	-	3.00
LAUDERDALE											
71	LAUDERDALE	.68	.02	.35	1.25	-	.38	-	2.68	-	2.68
LAWRENCE											
72	LAWRENCE	.95	-	.23	1.10	-	.50	-	2.78	-	2.78

TABLE I

DISTRIBUTION OF THE PROPERTY TAX - TAX YEAR 1993  
TENNESSEE COUNTY TAX DISTRICTS

COUNTY TAX DISTRICTS		COUNTY	OTHER	ROAD/	GENERAL	OTHER	DEBT	SOLID	COUNTY	SSD	TOTAL
		GENERAL	GENERAL	BRIDGE	PURPOSE	SCHOOL	SERVICE	WASTE	TAX	TAX	TAX
		FUND	FUND	FUND	SCHOOL	FUND	FUND	REVENUE	RATE	RATE	RATE
73	LEWIS	.99	-	.05	.77	-	.28	-	2.09	-	2.09
74	LINCOLN	.45	-	.13	1.44	-	.57	-	2.59	-	2.59
LOUDON											
75	Outside Lenoir City	.72	-	.04	1.25	-	.50	-	2.51	-	2.51
76	Inside Lenoir City	.72	-	.04	1.25	-	.28	-	2.29	-	2.29
77	MCMINN	.4884	-	.1919	.9253	.3126	.6138	-	2.5320	-	2.5320
78	MCNAIRY	.082	-	.013	.171	-	.019	-	2.85	-	2.850
79	MACON	1.10	-	.21	1.45	-	.53	-	3.29	-	3.29
80	MADISON	.84	.12	.16	1.67	-	.71	-	3.50	-	3.50
MARION											
81	Outside SSD	1.25	-	-	.89	-	-	-	2.14	-	2.14
82	Richard City SSD	1.25	-	-	.89	-	-	-	2.14	.21	2.35
83	MARSHALL	.81	-	.11	1.78	-	.20	-	2.90	-	2.90
84	MAURY	.93	-	.18	1.79	-	.83	.06	3.79	-	3.79
85	MEIGS	.77	-	-	1.22	-	.33	-	2.32	-	2.32
86	MONROE	.54	-	.06	1.37	-	.03	-	2.00	-	2.00
87	MONTGOMERY	.54	-	.19	.96	-	1.04	-	2.73	-	2.73
MOORE											
88	General Services District	.84	-	.07	2.12	-	.02	-	3.05	-	3.05
89	Urban Services District	.78	.20	.07	2.12	-	.08	-	3.25	-	3.25
90	MORGAN	1.26	-	.047	2.1078	-	2.34	.29	6.0448	-	6.0448
OBION											
91	Outside Union City	.24	-	.21	1.91	-	.95	-	3.31	-	3.31
92	Inside Union City	.24	-	.21	1.91	-	.04	-	2.40	-	2.40
93	OVERTON	1.01	-	.08	1.38	-	.32	-	2.79	-	2.79
94	PERRY	.98	-	.01	1.27	-	.71	.30	3.27	-	3.27
95	PICKETT	1.40	-	-	1.32	-	.11	.61	3.44	-	3.44
96	POLK	1.08	-	-	1.84	-	.67	-	3.59	-	3.59

TABLE I

DISTRIBUTION OF THE PROPERTY TAX - TAX YEAR 1993  
TENNESSEE COUNTY TAX DISTRICTS

COUNTY TAX DISTRICTS		COUNTY	OTHER	ROAD/	GENERAL	OTHER	DEBT	SOLID	COUNTY	SSD	TOTAL
		GENERAL	GENERAL	BRIDGE	PURPOSE	SCHOOL	SERVICE	WASTE	TAX	TAX	TAX
		FUND	FUND	FUND	SCHOOL	FUND	FUND	REVENUE	RATE	RATE	RATE
97	PUTNAM	.85	-	.11	.69	-	.77	.12	2.54	-	2.54
98	RHEA	.79	-	-	.69	.27	.63	.36	2.74	-	2.74
ROANE											
99	Outside Harriman & Oak Ridge	.64	.14	.045	1.88	-	.77	.35	3.825	-	3.825
100	Inside Harriman & Oak Ridge	.64	.14	.045	1.88	-	.34	-	3.045	-	3.045
101	Inside Kingston, Oliver Springs & Rockwood	.64	.14	.045	1.88	-	.77	-	3.475	-	3.475
102	ROBERTSON	1.04	-	-	1.62	-	.63	-	3.29	-	3.29
103	RUTHERFORD	.37	-	-	2.13	-	.74	.15	3.39	-	3.39
SCOTT											
104	Outside Oneida SSD	.87	-	-	1.78	-	1.03	.04	3.72	-	3.72
105	Inside Oneida SSD	.87	-	-	1.78	-	.12	.04	2.81	1.19	4.00
106	SEQUATCHIE	.91	-	-	1.15	-	.17	.13	2.36	-	2.36
107	SEVIER	.40	.03	.16	.54	-	.13	-	1.26	-	1.26
108	SHELBY	1.40	-	-	1.42	.07	.27	-	3.16	-	3.16
109	SMITH	.86	-	.02	1.89	-	.16	-	2.93	-	2.93
110	STEWART	.39	-	.03	.73	-	.15	.25	1.55	-	1.55
111	SULLIVAN	.98	.03	-	1.86	.05	-	-	2.92	-	2.92
112	SUMNER	.50	-	-	1.94	-	.71	-	3.15	-	3.15
113	TIPTON	.61	-	.34	1.85	-	.66	.11	3.57	-	3.57
114	TROUSDALE	1.65	-	-	1.35	-	.77	.28	4.05	-	4.05
115	UNICOI	1.33	-	.09	1.53	-	.34	-	3.29	-	3.29
116	UNION	.32	-	.07	1.74	-	.07	.05	2.25	-	2.25
117	VAN BUREN	1.68	.10	-	1.25	-	.20	.25	3.48	-	3.48
118	WARREN	.60	-	.08	.85	-	.46	.25	2.24	-	2.24
119	WASHINGTON	.67	-	.23	1.02	-	.45	.04	2.41	-	2.41
120	WAYNE	.615	-	.02	1.40	-	.28	.255	2.570	-	2.570

TABLE I

DISTRIBUTION OF THE PROPERTY TAX - TAX YEAR 1993  
TENNESSEE COUNTY TAX DISTRICTS

COUNTY TAX DISTRICTS	COUNTY GENERAL FUND	OTHER GENERAL FUND	ROAD/ BRIDGE FUND	GENERAL PURPOSE SCHOOL	OTHER SCHOOL FUND	DEBT SERVICE FUND	SOLID WASTE REVENUE FUND	COUNTY TAX RATE	SSD TAX RATE	TOTAL TAX RATE
121 WEAKLEY	.37	-	.41	1.33	-	.43	-	2.54	-	2.54
122 WHITE	.91	-	-	1.45	-	.12	-	2.48	-	2.48
WILLIAMSON										
123 Outside Units Below	.56	-	.17	1.25	-	1.03	.08	3.09	-	3.09
124 9th Dist Outside Franklin	.56	-	.17	1.25	-	1.27	.08	3.33	.47	3.80
125 5th & 9th Inside Franklin	.56	-	-	1.25	-	1.27	.08	3.16	.47	3.63
126 Inside Brentwood, Fairview, Franklin, Spring Hill and Thompson Station	.56	-	-	1.25	-	1.03	.08	2.92	-	2.92
WILSON										
127 Outside SSD's	.76	-	.23	1.18	.23	.44	.22	3.06	-	3.06
128 Inside 10th SSD	.76	-	.23	1.18	.23	.44	-	2.84	.36	3.20

TABLE II  
COMPARISON OF TENNESSEE COUNTY PROPERTY TAX RATES  
1993 VS 1992

COUNTY TAX DISTRICT	1993 RATE	1992 RATE	INCREASE (DECREASE)	% INCREASE (DECREASE)
ANDERSON				
1 Outside Clinton & Oak Ridge	2.98	2.98	-	-
2 Inside Clinton	2.97	2.97	-	-
3 Inside Oak Ridge	2.72	2.72	-	-
4 BEDFORD	3.47	3.36	.11	.03
5 BENTON	3.04	3.30 (	.26) (	.09)
6 BLEDSOE	2.55	2.89 (	.34) (	.13)
7 BLOUNT	2.27	2.37 (	.10) (	.04)
8 BRADLEY	2.70	2.70	-	-
9 CAMPBELL	2.96	3.59	-	-
10 CANNON	2.79	2.96 (	.17) (	.06)
CARROLL				
11 Outside SSD's	1.55	1.55	-	-
Inside SSD's as follows:				
12 Bruceton - Hollow Rock	3.34	3.34	-	-
13 Huntingdon	3.44	3.44	-	-
14 McKenzie	3.33	3.33	-	-
15 South Carroll	3.44	3.44	-	-
16 West Carroll	3.42	3.42	-	-
17 Inside Atwood	3.42	3.42	-	-
18 Inside Trezevant	3.42	3.42	-	-
19 CARTER	3.18	3.18	-	-
20 CHEATHAM	3.56	3.41	.15	.04
21 CHESTER	2.48	2.04	.44	.18
22 CLAIBORNE	3.22	3.14	.08	.02
23 CLAY	3.53	3.53	-	-
24 COCKE	3.15	3.15	-	-
COFFEE				
25 Outside Manchester & Tullahoma	3.02	2.99	.03	.01
26 Inside Manchester	2.65	2.61	.04	.02
27 Inside Tullahoma	2.65	2.53	.12	.05
28 CROCKETT	2.34	2.45 (	.11) (	.05)

TABLE II  
COMPARISON OF TENNESSEE COUNTY PROPERTY TAX RATES  
1993 VS 1992

COUNTY TAX DISTRICT	1993 RATE	1992 RATE	INCREASE (DECREASE)	% INCREASE (DECREASE)
29 CUMBERLAND	1.87	1.93 (	.06) (	.03)
DAVIDSON				
30 General Services District	3.50	3.64	-	-
31 Urban Services District	4.50	4.81	-	-
32 DECATUR	1.99	1.99	-	-
33 DEKALB	1.80	2.43	N/A	N/A
34 DICKSON	2.90	2.89	.01	.01
35 DYER	1.85	1.85	-	-
36 FAYETTE	2.92	2.82	.10	.03
37 FENTRESS	3.00	3.00	-	-
FRANKLIN				
38 Outside Cities (Rural)	2.5150	2.2900	.2250	.09
39 Outside Tullahoma, Winchester & Sewanee	2.3950	2.3450	.0500	.02
40 Inside Tullahoma, Winchester & Sewanee	2.0700	2.0200	.0500	.02
GIBSON				
Inside SSD's below:				
41 Gibson County	2.31	2.61 (	.30) (	.13)
42 Bradford	2.63	2.89 (	.26) (	.10)
43 Dyer	2.31	2.61 (	.30) (	.13)
44 Kenton	2.38	2.69 (	.31) (	.13)
45 Milan	2.49	2.84 (	.35) (	.14)
46 Trenton	2.38	2.69 (	.31) (	.13)
47 GILES	3.31	4.51	N/A	N/A
48 GRAINGER	2.77	3.29 (	.52) (	.19)
GREENE				
49 Outside Greeneville	2.62	2.62	-	-
50 Inside Greeneville	2.20	2.20	-	-
51 GRUNDY	3.41	3.41	-	-
HAMBLÉN				
52 Outside Morristown	2.93	2.88	.05	.02
53 Inside Morristown	2.81	2.76	.05	.02
54 HAMILTON	2.8132	2.9300 (	.1168) (	.04)

TABLE II  
COMPARISON OF TENNESSEE COUNTY PROPERTY TAX RATES  
1993 VS 1992

COUNTY TAX DISTRICT	1993 RATE	1992 RATE	INCREASE (DECREASE)	% INCREASE (DECREASE)
55 HANCOCK	1.82	1.82	-	-
56 HARDEMAN	2.28	2.28	-	-
57 HARDIN	2.54	2.54	-	-
58 HAWKINS	3.20	3.20	-	-
59 HAYWOOD	2.50	2.30	.20	.08
60 HENDERSON	1.91	2.33	N/A	N/A
HENRY				
61 Outside Paris SSD	3.08	3.04	.04	.01
62 Inside Paris SSD	3.34	3.39 (	.05) (	.02)
63 HICKMAN	3.81	3.81	-	-
64 HOUSTON	3.29	3.29	-	-
65 HUMPHREYS	2.23	2.84	-	-
66 JACKSON	3.17	3.93 (	.76) (	.24)
67 JEFFERSON	2.50	2.40	.10	.04
68 JOHNSON	3.85	3.85	-	-
69 KNOX	2.91	3.30 (	.39) (	.13)
70 LAKE	3.00	3.00	-	-
71 LAUDERDALE	2.68	2.33	.35	.13
72 LAWRENCE	2.78	2.78	-	-
73 LEWIS	2.09	2.09	-	-
74 LINCOLN	2.59	2.56	.03	.01
LOUDON				
75 Outside Lenoir City	2.51	2.80	-	-
76 Inside Lenoir City	2.29	2.55	-	-
77 MCMINN	2.5320	2.5300	.0020	.0000
78 MCNAIRY	2.85	2.85	-	-

TABLE II  
COMPARISON OF TENNESSEE COUNTY PROPERTY TAX RATES  
1993 VS 1992

COUNTY TAX DISTRICT	1993 RATE	1992 RATE	INCREASE (DECREASE)	% INCREASE (DECREASE)
79 MACON	3.29	3.38 (	.09) (	.03)
80 MADISON	3.50	3.55 (	.05) (	.01)
MARION				
81 Outside Richard City SSD	2.14	2.14	-	-
82 Richard City SSD	2.35	2.35	-	-
83 MARSHALL	2.90	2.71	.19	.07
84 MAURY	3.79	3.44	.35	.09
85 MEIGS	2.32	2.32	-	-
86 MONROE	2.00	2.00	-	-
87 MONTGOMERY	2.73	2.73	-	-
MOORE				
88 General Services District	3.05	3.05	-	-
89 Urban Services District	3.25	3.25	-	-
90 MORGAN	6.0448	6.0470 (	.0022)	-
OBION				
91 Outside Union City	3.31	3.31	-	-
92 Inside Union City	2.40	2.40	-	-
93 OVERTON	2.79	2.79	-	-
94 PERRY	3.27	3.27	-	-
95 PICKETT	3.44	3.44	-	-
96 POLK	3.59	3.69 (	.10) (	.03)
97 PUTNAM	2.54	2.00	.54	.21
98 RHEA	2.74	3.48	N/A	N/A
ROANE				
99 Outside Harriman & Oak Ridge	3.825	3.510	.315	.08
100 Inside Harriman & Oak Ridge	3.045	3.120 (	.075) (	.02)
101 Inside Kingston, Oliver Springs & Rockwood	3.475	-	-	-
102 ROBERTSON	3.29	3.29	-	-
103 RUTHERFORD	3.39	3.39	-	-

TABLE II  
COMPARISON OF TENNESSEE COUNTY PROPERTY TAX RATES  
1993 VS 1992

COUNTY TAX DISTRICT	1993 RATE	1992 RATE	INCREASE (DECREASE)	% INCREASE (DECREASE)
SCOTT				
104 Outside Oneida SSD	3.72	3.93 (	.21) (	.06)
105 Inside Oneida SSD	4.00	4.02 (	.02) (	.01)
106 SEQUATCHIE	2.36	2.62 (	.26) (	.11)
107 SEVIER	1.26	1.26	-	-
108 SHELBY	3.16	3.16	-	-
109 SMITH	2.93	2.93	-	-
110 STEWART	1.55	1.55	-	-
111 SULLIVAN	2.92	4.24	N/A	N/A
112 SUMNER	3.15	3.15	-	-
113 TIPTON	3.57	3.57	-	-
114 TROUSDALE	4.05	4.10 (	.05) (	.01)
115 UNICOI	3.29	3.27	.02	.01
116 UNION	2.25	2.50	N/A	N/A
117 VAN BUREN	3.48	3.48	-	-
118 WARREN	2.24	2.11	.13	.06
119 WASHINGTON	2.41	3.01	N/A	N/A
120 WAYNE	2.57	2.57	-	-
121 WEAKLEY	2.54	2.54	-	-
122 WHITE	2.48	2.48	-	-
WILLIAMSON				
123 Outside Units Below	3.09	2.91	-	-
124 9th Dist Outside Franklin	3.80	3.67	.13	.03
125 5th & 9th Inside Franklin	3.63	3.44	.19	.05
126 Inside Brentwood, Fairview, Franklin, Spring Hill and Thompson Station	2.92	2.68	-	-



TABLE II  
COMPARISON OF TENNESSEE COUNTY PROPERTY TAX RATES  
1993 VS 1992

COUNTY TAX DISTRICT	1993 RATE	1992 RATE	INCREASE (DECREASE)	% INCREASE (DECREASE)
WILSON				
127 Outside SSD's	3.06	4.00	N/A	N/A
128 Inside 10th SSD	3.20	4.33	N/A	N/A

NOTE: DeKalb, Giles, Henderson, Rhea, Sullivan, Union, Washington and Wilson Counties participated in a reappraisal program in 1992-93. The 1993 tax rate is based on the result of this program, and thus, cannot be compared on a percentage basis with the 1992 tax rate.

TABLE II-A  
COMPARISON OF TENNESSEE COUNTY EFFECTIVE TAX RATES  
1993 VS 1992

COUNTY TAX DISTRICT	1993 TAX RATE	APPRAISAL RATIO*	1993 EFFECTIVE TAX RATE	1992 EFFECTIVE TAX RATE
ANDERSON				
1 Outside Clinton & Oak Ridge	2.98	1.0000	2.98	2.98
2 Inside Clinton	2.97	1.0000	2.97	2.97
3 Inside Oak Ridge	2.72	1.0000	2.72	2.72
4 BEDFORD	3.47	1.0000	3.47	3.36
5 BENTON	3.04	1.0000	3.04	3.00
6 BLEDSOE	2.55	1.0000	2.55	2.65
7 BLOUNT	2.27	1.0000	2.27	2.37
8 BRADLEY	2.7000	.8263	2.2310	2.38
9 CAMPBELL	2.96	1.0000	2.96	2.94
10 CANNON	2.79	1.0000	2.79	2.96
CARROLL				
11 Outside SSD's	1.55	.9109	1.41	1.55
Inside SSD's as follows:				
12 Bruceton - Hollow Rock	3.34	.9109	3.04	3.34
13 Huntingdon	3.44	.9109	3.13	3.44
14 McKenzie	3.33	.9109	3.03	3.33
15 South Carroll	3.44	.9109	3.13	3.44
16 West Carroll	3.42	.9109	3.12	3.42
17 Inside Atwood	3.42	.9109	3.12	3.42
18 Inside Trezevant	3.42	.9109	3.12	3.42
19 CARTER	3.18	.9811	3.12	3.18
20 CHEATHAM	3.56	.9505	3.38	3.41
21 CHESTER	2.48	1.0000	2.48	2.04
22 CLAIBORNE	3.22	1.0000	3.22	3.14
23 CLAY	3.53	.8834	3.12	3.02
24 COCKE	3.15	.8485	2.67	2.73

TABLE II-A

COMPARISON OF TENNESSEE COUNTY EFFECTIVE TAX RATES  
1993 VS 1992

COUNTY TAX DISTRICT	1993 TAX RATE	APPRAISAL RATIO*	1993 EFFECTIVE TAX RATE	1992 EFFECTIVE TAX RATE
COFFEE				
25 Outside Manchester & Tullahoma	3.02	.9078	2.74	2.99
26 Inside Manchester	2.65	.9078	2.41	2.61
27 Inside Tullahoma	2.65	.9078	2.41	2.53
28 CROCKETT	2.34	1.0000	2.34	2.34
29 CUMBERLAND	1.87	1.0000	1.87	1.85
DAVIDSON				
30 General Services District	3.50	1.0000	3.50	2.83
31 Urban Services District	4.50	1.0000	4.50	3.74
32 DECATUR	1.99	1.0000	1.99	1.99
33 DEKALB	1.80	1.0000	1.80	1.82
34 DICKSON	2.90	.9758	2.83	2.89
35 DYER	1.85	1.0000	1.85	1.85
36 FAYETTE	2.92	.8398	2.45	2.82
37 FENTRESS	3.00	.9359	2.81	2.85
FRANKLIN				
38 Outside Cities (Rural)	2.5150	.9806	2.4662	2.337
39 Outside Tullahoma, Winchester & Sewanee	2.3950	.9806	2.3485	2.224
40 Inside Tullahoma, Winchester & Sewanee	2.0700	.9806	2.0298	1.915
GIBSON				
Inside SSD's below:				
41 Gibson County	2.31	1.0000	2.31	2.35
42 Bradford	2.63	1.0000	2.63	2.60
43 Dyer	2.31	1.0000	2.31	2.35
44 Kenton	2.38	1.0000	2.38	2.42
45 Milan	2.49	1.0000	2.49	2.56
46 Trenton	2.38	1.0000	2.38	2.42
47 GILES	3.31	1.0000	3.31	3.18
48 GRAINGER	2.77	1.0000	2.77	2.90

TABLE II-A

COMPARISON OF TENNESSEE COUNTY EFFECTIVE TAX RATES  
1993 VS 1992

COUNTY TAX DISTRICT	1993 TAX RATE	APPRAISAL RATIO*	1993 EFFECTIVE TAX RATE	1992 EFFECTIVE TAX RATE
GREENE				
49 Outside Greenville	2.62	1.0000	2.62	2.62
50 Inside Greenville	2.20	1.0000	2.20	2.20
51 GRUNDY	3.41	1.0000	3.41	3.41
HAMBLEN				
52 Outside Morristown	2.93	.9011	2.64	2.64
53 Inside Morristown	2.81	.9011	2.53	2.53
54 HAMILTON	2.8132	1.0000	2.8132	2.81
55 HANCOCK	1.82	1.0000	1.82	1.82
56 HARDEMAN	2.28	1.0000	2.28	2.21
57 HARDIN	2.54	.7823	1.99	1.99
58 HAWKINS	3.20	1.0000	3.20	2.92
59 HAYWOOD	2.50	.9705	2.43	2.30
60 HENDERSON	1.91	1.0000	1.91	1.86
HENRY				
61 Outside Paris SSD	3.08	.9269	2.85	2.95
62 Inside Paris SSD	3.34	.9269	3.10	3.28
63 HICKMAN	3.81	.7362	2.80	2.74
64 HOUSTON	3.29	1.0000	3.29	3.14
65 HUMPHREYS	2.23	1.0000	2.23	2.25
66 JACKSON	3.17	1.0000	3.17	3.15
67 JEFFERSON	2.50	1.0000	2.50	2.32
68 JOHNSON	3.85	.9855	3.79	3.85
69 KNOX	2.91	.9925	2.89	2.84
70 LAKE	3.00	1.0000	3.00	3.00
71 LAUDERDALE	2.68	.7756	2.08	2.02

TABLE II-A  
COMPARISON OF TENNESSEE COUNTY EFFECTIVE TAX RATES  
1993 VS 1992

COUNTY TAX DISTRICT	1993 TAX RATE	APPRAISAL RATIO*	1993 EFFECTIVE TAX RATE	1992 EFFECTIVE TAX RATE
72 LAWRENCE	2.78	1.0000	2.78	2.78
73 LEWIS	2.09	1.0000	2.09	2.09
74 LINCOLN	2.59	1.0000	2.59	2.56
LOUDON				
75 Outside Lenoir City	2.51	1.0000	2.51	2.69
76 Inside Lenoir City	2.29	1.0000	2.29	2.45
77 MCMINN	2.5320	1.0000	2.5320	2.53
78 MCNAIRY	2.85	.9000	2.57	2.588
79 MACON	3.29	.8333	2.74	2.86
80 MADISON	3.50	.8000	2.80	2.88
MARION				
81 Outside SSD	2.14	1.0000	2.14	2.14
82 Richard City SSD	2.35	1.0000	2.35	2.35
83 MARSHALL	2.90	.9929	2.88	2.71
84 MAURY	3.79	.6165	2.34	2.20
85 MEIGS	2.32	1.0000	2.32	2.32
86 MONROE	2.00	.9700	1.94	2.00
87 MONTGOMERY	2.73	.9549	2.61	2.73
MOORE				
88 General Services District	3.05	.8286	2.53	2.59
89 Urban Services District	3.25	.8286	2.69	2.76
90 MORGAN	6.0448	1.0000	6.0448	6.047
OBION				
91 Outside Union City	3.31	.9497	3.14	3.31
92 Inside Union City	2.40	.9497	2.28	2.40
93 OVERTON	2.79	1.0000	2.79	2.79
94 PERRY	3.27	.9896	3.24	3.27

TABLE II-A  
COMPARISON OF TENNESSEE COUNTY EFFECTIVE TAX RATES  
1993 VS 1992

COUNTY TAX DISTRICT	1993 TAX RATE	APPRAISAL RATIO*	1993 EFFECTIVE TAX RATE	1992 EFFECTIVE TAX RATE
95 PICKETT	3.44	1.0000	3.44	3.44
96 POLK	3.59	1.0000	3.59	3.69
97 PUTNAM	2.54	1.0000	2.54	2.00
98 RHEA	2.74	1.0000	2.74	2.63
ROANE				
99 Outside Harriman & Oak Ridge	3.825	.8252	3.156	3.18
100 Inside Harriman & Oak Ridge	3.045	.8252	2.513	2.83
101 Inside Kingston, Oliver Springs & Rockwood	3.475	.8252	-	-
102 ROBERTSON	3.29	.9492	3.12	3.29
103 RUTHERFORD	3.39	.9140	3.10	3.12
SCOTT				
104 Outside Oneida SSD	3.72	1.0000	3.72	3.93
105 Inside Oneida SSD	4.00	1.0000	4.00	4.02
106 SEQUATCHIE	2.36	1.0000	2.36	2.25
107 SEVIER	1.26	1.0000	1.26	1.11
108 SHELBY	3.16	1.0000	3.16	3.02
109 SMITH	2.93	.5971	1.75	1.72
110 STEWART	1.55	1.0000	1.55	1.55
111 SULLIVAN	2.92	1.0000	2.92	3.51
112 SUMNER	3.15	1.0000	3.15	3.15
113 TIPTON	3.57	1.0000	3.57	3.57
114 TROUSDALE	4.05	1.0000	4.05	4.10
115 UNICOI	3.29	.8847	2.91	3.27
116 UNION	2.25	1.0000	2.25	2.34
117 VAN BUREN	3.48	.9624	3.35	3.48

TABLE II-A  
COMPARISON OF TENNESSEE COUNTY EFFECTIVE TAX RATES  
1993 VS 1992

COUNTY TAX DISTRICT	1993 TAX RATE	APPRAISAL RATIO*	1993 EFFECTIVE TAX RATE	1992 EFFECTIVE TAX RATE
118 WARREN	2.24	1.0000	2.24	2.11
119 WASHINGTON	2.41	1.0000	2.41	2.36
120 WAYNE	2.570	1.0000	2.570	2.57
121 WEAKLEY	2.54	.9799	2.49	2.54
122 WHITE	2.48	1.0000	2.48	2.48
WILLIAMSON				
123 Outside Units Below	3.09	1.0000	3.09	2.86
124 9th Dist Outside Franklin	3.80	1.0000	3.80	3.60
125 5th & 9th Inside Franklin	3.63	1.0000	3.63	3.38
126 Inside Brentwood, Fairview, Franklin, Spring Hill and Thompson Station	2.92	1.0000	2.92	2.63
WILSON				
127 Outside SSD's	3.06	1.0000	3.06	2.91
128 Inside 10th SSD	3.20	1.0000	3.20	3.15

\*APPRAISAL RATIO:  
Average level of appraisal for assessed property as  
adopted by the State Board of Equalization,  
August 1993.

**COUNTYWIDE MOTOR VEHICLE TAX  
LEVIED IN COUNTIES OF TENNESSEE**

Counties in Tennessee are authorized to levy a privilege tax on motor vehicles as a means of generating additional local revenue. Such a tax is generally known as a "motor vehicle privilege tax" or "wheel tax".

Forty-seven (47) counties in Tennessee currently levy a wheel tax on motor driven vehicles within their respective boundaries. The tax ranges from \$10.00 to \$50.00 per vehicle with the majority levying a tax from \$20.00 to \$25.00 per vehicle.

The authority for counties to levy the motor vehicle tax is provided for in T.C.A. 5-8-102, which allows for three methods by which a county may adopt this tax:

1. Passage of a Private Act in the Tennessee General Assembly with subsequent local ratification by a two-thirds vote of the governing body or public referendum.
2. Passage of a resolution by the local governing body by a simple majority vote at a single meeting and a public referendum. (See Attorney General Opinion 90-85, dated September 17, 1990)
3. Passage of a resolution by the local governing body by a two-thirds majority vote at two consecutive regular commission meetings. This method does not require a public referendum unless a petition of voters is filed.



Each of the three methods described above have been utilized by individual counties in enacting their respective wheel tax. Each method has its own advantages and disadvantages. Methods (2) and (3) may be initiated at any time during the year, while method (1) can be adopted only when the General Assembly is in session. Methods (1) and (3) allow enactment of this tax without a public referendum; however, the two-thirds majority vote requirement under each method may be difficult to meet.

In counties levying a motor vehicle privilege (wheel) tax, the duration or term for which the privilege is issued, method of collection, proration of the amount chargeable for a period of either more or less than a calendar year interval, and the grace period allowable shall be the same as that provided for in T.C.A., Section 55-4-104 for payment of state motor vehicle registration fees. In each county levying a motor vehicle privilege tax, the County Commission shall determine by resolution whether a resident operating a motor vehicle in the county shall have a decal or emblem affixed upon the motor vehicle as evidence of compliance. Any person failing to display a required decal or emblem shall be guilty of a Class C misdemeanor. Local officials should consider these and other factors in deciding which method best suits the circumstances in their county before enactment procedures are initiated.

Since the tax is levied on resident motorists within the county for the privilege of operating a motor vehicle within the county, one might anticipate that revenues realized from this tax would be allocated to the county road fund for the building, repairing and general operation of the county road department. However, only twenty-one (21) counties have elected to allocate all or part of the proceeds of this tax to the county highway fund,

while the remaining twenty-six (26) counties allocate the proceeds from the tax for various uses such as debt retirement, education and ambulance service. Table III lists the counties in Tennessee which have levied a privilege tax on motor driven vehicles, the amount levied, the authority provided and a brief explanation of how the proceeds from this tax are spent. It should be noted that the language in some county resolutions provides for varying rates of tax depending on the vehicle affected, i.e., automobile, motorcycle, etc. For simplicity, the table only presents the rate adopted for passenger cars and trucks. Further information regarding the wheel tax can be found in the County Revenue Manual, published by CTAS.

The figures in Table IV represent passenger cars registered in each Tennessee county as reported by the Motor Vehicle Division, Tennessee Department of Safety (formerly with Revenue). To estimate how much revenue could be realized in your county with passage of a countywide motor vehicle tax, simply multiply the number of vehicle registrations by the desired privilege tax. Conversely, to determine what amount of tax would be required to bring in XX amount of dollars, simply divide the dollar amount by the vehicle registrations in your county.

It should be noted that CTAS does not advocate passage of such a tax in each county; however, we do feel that responsible county officials should be made aware of alternatives for raising needed revenues that other counties have utilized. In this regard, CTAS is ready to assist any county requesting further information on this subject.



TABLE III  
A COMPILATION OF COUNTIES IN TENNESSEE  
WHICH LEVY A COUNTYWIDE MOTOR VEHICLE TAX  
1993

COUNTY	AMOUNT	AUTHORIZATION	HOW SPENT	FINES
CAMPBELL	\$35.00	Commission Resolution as authorized by T.C.A. 5-8-102	Proceeds are to be used for education purposes.	Misdemeanor Up to \$50.00
CANNON	\$10.00	Chapter 62, Private Acts 1975	Proceeds of the tax are deposited in the County General Fund and used for the county's school building or expansion programs.	\$15.00-50.00
CARROLL	\$10.00	Chapter 264, Private Acts 1976	Proceeds of the tax are distributed to the Highway Fund.	Up to \$50.00
CHEATHAM	\$50.00	Chapter 209, Private Acts 1972 as amended by Chapter 39, Private Acts 1977; and Chapter 1, Private Acts 1987	Proceeds of the tax are to be placed in the highway fund to be used solely for road surfacing materials.	Misdemeanor
CHESTER	\$15.00	Chapter 234, Private Acts 1972 As amended by Chapter 121, Private Acts 1975; and Commission Resolution as authorized by T.C.A. 5-8-102	Proceeds of the tax are divided as follows: ten dollars (\$10.00) is not specifically allocated for any purpose in the private act. However, it is apparent the legislative intent of this act was to provide support for a county ambulance service. Five dollars (\$5.00) is deposited in the County General Fund.	\$20.00-50.00
CROCKETT	\$50.00	Chapter 203, Private Acts 1963 as amended by Chapter 56, Private Acts 1975 and Chapter 6, Private Acts 1979 and Commission Resolution as authorized by T.C.A. 5-8-102	Proceeds of the tax are divided as follows: thirty-two dollars (\$32.00) for county road fund; seven dollars and fifty cents (\$7.50) for school transportation; five dollars (\$5.00) for general school fund; five dollars and fifty cents (\$5.50) for debt service fund.	Misdemeanor
DAVIDSON	\$35.00	Initial \$15 fee increased to \$25 by Metro Council ordinance, 1980. Increased to \$35 by ordinance passed by Metro Council in 1991.	Proceeds for the regulatory fee are deposited in the General Fund and used to defray expenses in several categories.	\$5.00-50.00

TABLE III

A COMPILATION OF COUNTIES IN TENNESSEE  
WHICH LEVY A COUNTYWIDE MOTOR VEHICLE TAX  
1993

COUNTY	AMOUNT	AUTHORIZATION	HOW SPENT	FINES
DICKSON	\$30.00	Chapter 206, Private Acts 1976 as amended by Chapter 305, Private Acts 1982; and by referendum November, 1987.	Proceeds of the tax are divided as follows: ten dollars (\$10.00) to the Highway Fund for road maintenance and twenty dollars (\$20.00) is to be used for retirement of school debt.	\$25.00-50.00
DYER	\$10.00	Chapter 28, Private Acts 1963 as amended by Chapter 120, Private Acts 1969.	Proceeds of the tax are used exclusively for educational purposes and divided as follows: eighty-five percent (85%) for education and allocated among the school systems of the county on the basis of the average daily attendance for the current school year; fifteen percent (15%) allocated to the Dyer County Board of Education and used for transportation.	\$5.00-50.00
FAYETTE	\$25.00	Chapter 7, Private Acts 1963 Chapter 287, Private Acts 1972	Proceeds of the tax are divided as follows: twenty percent (20%) is deposited to the County General Fund; and eighty percent (80%) is deposited to the Road and Bridge Fund.	\$25.00-50.00 or up to six months imprisonment.
FENTRESS	\$25.00	Commission Resolution as authorized by T.C.A. 5-8-102	Proceeds of the tax are to be used for school purposes.	Misdemeanor Up to \$50.00
GIBSON	\$25.00	Chapter 1, Private Acts 1975 and Commission Resolution as authorized by T.C.A. 5-8-102	Proceeds of the tax are divided as follows: eighty percent (80%) is deposited in the County Road Fund for road purposes only; and twenty percent (20%) is to be allocated to Debt Service.	\$10.00-50.00
GREENE	\$20.00	Chapter 251, Private Acts 1976 Referendum, 1978 Private Acts, Chapter 189; and Commission Resolution as authorized by T.C.A. 5-8-102	Proceeds of the tax are divided as follows: ten dollars (\$10.00) is deposited in the County General Fund; and ten dollars (\$10.00) is to be deposited in the County Road Fund.	\$50.00-100.00
HANCOCK	\$20.00	Commission Resolution as authorized by T.C.A. 5-8-102	Proceeds of the tax are divided as follows: fifty percent (50%) is to be used for ambulance service; and fifty percent (50%) for the purchase of school bonds.	Misdemeanor Up to \$50.00
HARDEMAN	\$20.00	Commission Resolution as authorized by T.C.A. 5-8-102	Proceeds of the tax are divided as follows: seventy-five percent (75%) is to be used for school purposes; and twenty-five percent (25%) for highway purposes.	Misdemeanor Up to \$50.00

TABLE III

A COMPILATION OF COUNTIES IN TENNESSEE  
WHICH LEVY A COUNTYWIDE MOTOR VEHICLE TAX  
1993

COUNTY	AMOUNT	AUTHORIZATION	HOW SPENT	FINES
HARDIN	\$10.00	Commission Resolution as authorized by T.C.A. 5-8-102	Proceeds of the tax are deposited with the Trustee and allocated fifty percent (50%) to the Highway Fund and fifty percent (50%) to the County General Fund.	Misdemeanor Up to \$50.00
HAWKINS	\$20.00	Commission Resolution as authorized by T.C.A. 5-8-102	Proceeds of the tax are divided as follows: one-third for rural debt service, one-third for countywide debt service, and one-third for general purposes.	Misdemeanor Up to \$50.00
HAYWOOD	\$30.00	Chapter 324, Private Acts 1961 and by Commission Resolution authorized by T.C.A. 5-8-102	Proceeds of the tax are allocated as follows: two-thirds (\$20.00) to the General Purpose School Fund; and one-third (\$10.00) to the County Road Fund.	Misdemeanor Up to \$50.00
HENDERSON	\$20.00	Commission Resolution as authorized by T.C.A. 5-8-102	Proceeds from the tax are deposited with the Trustee.	Misdemeanor Up to \$50.00
HENRY	\$15.00	Chapter 134, Private Acts 1983	Proceeds from the tax are deposited in the County General Fund.	\$25.00-50.00
HICKMAN	\$35.00	Chapter 2, Private Acts 1975 Commission Resolution as authorized by T.C.A. 5-8-102	Proceeds of the tax are deposited in the Sinking Fund of the county and used for the retirement of principal and interest on all outstanding and future general obligation bonds of the county.	\$5.00-50.00
HOUSTON	\$15.00	Chapter 211, Private Acts 1976 as amended by Chapter 2, Private Acts 1977 and Chapter 304, Private Acts 1978	Proceeds of the tax are deposited in the "Special Revenue School Bond Sinking Fund" and used exclusively to retire bonds of the county.	\$10.00-50.00
JACKSON	\$15.00	Commission Resolution as authorized by T.C.A. 5-8-102	Proceeds of the tax are to be used exclusively for renovation and repair of school buildings.	Misdemeanor Up to \$50.00
JEFFERSON	\$25.00	Chapter 49, Private Acts 1983	Proceeds of the tax are deposited to the Debt Service Fund and used to retire principal and interest on school bonds.	\$10.00-50.00

TABLE III

A COMPILATION OF COUNTIES IN TENNESSEE  
WHICH LEVY A COUNTYWIDE MOTOR VEHICLE TAX  
1993

COUNTY	AMOUNT	AUTHORIZATION	HOW SPENT	FINES
JOHNSON	\$20.00	Chapter 68, Private Acts 1983	Proceeds of the tax are allocated as follows: three-fourths (\$15.00) for retirement of principal and interest on school construction bonds; and one-fourth (\$5.00) to the County Road Department.	\$20.00-50.00 Up to one year imprisonment
LAKE	\$30.00	Chapter 44, Private Acts 1961 as amended by Chapter 184, Private Acts 1969 and Chapter 47, Private Acts 1971, and by County Commission Resolution as authorized by T.C.A. 5-8-102	Proceeds of the tax are divided as follows: five dollars (\$5.00) for salaries for teachers, principals, superintendents and other employees of the County Board of Education; ten dollars (\$10.00) to the County General Fund for ambulance service; nine dollars (\$9.00) to the County General Fund; and six dollars (\$6.00) for general school operations.	None
LAUDERDALE	\$25.00	Chapter 2, Private Acts 1969 as amended by Chapter 124, Private Acts 1979 and Commission Resolution as authorized by T.C.A. 5-8-102	Proceeds of the tax are divided as follows: \$15.00 for County General Fund; \$5.00 for Highway Fund; and \$5.00 for School Fund.	\$5.00-50.00
LAWRENCE	\$25.00	Chapter 178, Private Acts 1984	Proceeds of the tax are to be used for the retirement of school bonds.	\$25.00-50.00
LEWIS	\$20.00	Commission Resolution as authorized by T.C.A. 5-8-102	Proceeds of the tax are deposited to the County General Fund.	Misdemeanor Up to \$50.00
LINCOLN	\$25.00	Chapter 79, Private Acts 1979	Proceeds of the tax are divided as follows: fifty percent (50%) for the retirement of outstanding school bonds; and fifty percent (50%) for repair of roads and bridges as directed by the County Commission, or at their direction, for the retirement of debts incurred for maintenance and repair of county roads.	\$25.00-50.00
MCNAIRY	\$20.00	Chapter 221, Private Acts 1992	Proceeds of the tax are deposited to the Debt Service Fund for retirement of justice center indebtedness.	Misdemeanor Up to \$50.00
MACON	\$30.00	Commission Resolution as authorized by T.C.A. 5-8-102	Proceeds of the tax are deposited in the County General Fund.	Misdemeanor Up to \$50.00
MARSHALL	\$25.00	Commission Resolution as authorized by T.C.A. 5-8-102	Proceeds of the tax are divided as follows: \$17.50 for school debt and \$7.50 for county road purposes.	Misdemeanor Up to \$50.00

TABLE III

A COMPILATION OF COUNTIES IN TENNESSEE  
WHICH LEVY A COUNTYWIDE MOTOR VEHICLE TAX  
1993

COUNTY	AMOUNT	AUTHORIZATION	HOW SPENT	FINES
MONROE	\$25.00	Chapter 93, Private Acts 1993	Proceeds of the tax are for the construction and renovation of schools and for school bond retirement.	Misdemeanor
MONTGOMERY	\$30.00	Chapter 283, Private Acts 1967 as amended by Chapter 346, Private Acts 1968 and Chapter 290, Private Acts 1982, and Commission Resolution as authorized by T.C.A. 5-8-102	Proceeds of the tax are deposited in the General Purpose School Fund and used exclusively for educational purposes.	Misdemeanor
OBION	\$30.00	Chapter 137, Private Acts 1977 and Commission Resolution as authorized by T.C.A. 5-8-102	Proceeds of the tax are divided as follows: one-third to the Highway Fund; one-third for educational purposes; and one-third to the County General Fund.	Misdemeanor
OVERTON	\$30.00	Chapter 119, Private Acts 1973	Proceeds of the tax are deposited in the General Fund of the county and used for the county's school building or expansion program.	\$25.00-50.00
ROBERTSON	\$35.00	Chapter 265, Private Acts 1947; Chapter 92, Private Acts 1971 as amended by Chapter 145, Private Acts 1971; and Chapter 71, Private Acts 1979	Proceeds of the tax are divided as follows: five dollars (\$5.00) for the purchase of rock and gravel to be used on county rural roads, but no part shall be used for machinery or labor on these roads; twenty dollars (\$20.00) is deposited in the County Debt Service Fund for retirement of county bonds; and ten dollars (\$10.00) to the County Highway Fund.	\$10.00-50.00
RUTHERFORD	\$30.00	Chapter 329, Private Acts 1970 as amended by Chapter 168, Private Acts 1975; Chapter 285, Private Acts 1980; and Commission Resolution as authorized by T.C.A. 5-8-102	Proceeds of the tax are divided as follows: two-thirds (2/3) to the Road and Bridge Fund; and one-third (1/3) to the County Debt Service Fund.	\$20.00-50.00
SHELBY	\$25.00	Commission Resolution as authorized by T.C.A. 5-8-102	Proceeds of the tax are to be used for debt service purposes.	Misdemeanor Up to \$50.00
SUMNER	\$50.00	Chapter 22, Private Acts 1965 as amended by Chapter 299, Private Acts 1974; Chapter 65, Private Acts 1975; 1989 Commission Resolution as authorized by T.C.A. 5-8-102; and by countywide referendum.	Proceeds of the tax are divided as follows: fifteen dollars (\$15.00) for highways and thirty-five (\$35.00) for schools.	\$10.00-50.00

TABLE III

A COMPILATION OF COUNTIES IN TENNESSEE  
WHICH LEVY A COUNTYWIDE MOTOR VEHICLE TAX  
1993

COUNTY	AMOUNT	AUTHORIZATION	HOW SPENT	FINES
TIPTON	\$30.00	Chapter 360, Private Acts 1959 as amended by Chapter 19, Private Acts 1961; and Commission Resolution as authorized by T.C.A. 5-8-102; and Private Acts 1992.	Proceeds of the tax are divided as follows: one-half to County General Fund; one-half to Highway Fund.	Misdemeanor Up to \$50.00
WARREN	\$30.00	Commission Resolution as authorized by T.C.A. 5-8-102.	Proceeds of the tax are deposited to the Debt Service Fund.	Misdemeanor Up to \$50.00
WAYNE	\$10.00	Commission Resolution as authorized by T.C.A. 5-8-102, 1983; and Chapter 198, Private Acts 1984	Proceeds of the tax are deposited to the County General Fund.	Misdemeanor Up to \$50.00
WEAKLEY	\$20.00	Referendum, May 1, 1979; and Commission Resolution as authorized by T.C.A. 5-8-102	Proceeds of the tax are divided as follows: fifteen dollars (\$15.00) to the County Road Fund; and five dollars (\$5.00) to the County General Fund.	Misdemeanor Up to \$50.00
WILLIAMSON	\$25.00	Chapter 208, Private Acts 1970 as amended by Chapter 188, Private Acts 1971. Increased by Commission Resolution authorized by T.C.A. 5-8-102, 1984	Proceeds of the tax are deposited to the County General Fund; however, the County Commission is empowered to appropriate any part or all of the anticipated revenue for the use of the County Highway Department.	Misdemeanor Up to \$50.00
WILSON	\$25.00	Referendum, October 8, 1987 and Commission Resolution authorized by T.C.A. 5-8-102	Proceeds of the tax are to be used for schools, civil defense (fire protection) and sheriff's department.	Misdemeanor Up to \$50.00

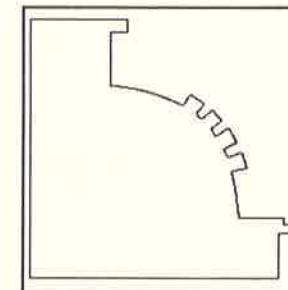
TABLE IV  
MOTOR VEHICLE (AUTO) REGISTRATIONS - TENNESSEE COUNTIES  
(AUTOS ONLY)

COUNTY	NUMBER OF AUTOS	COUNTY	NUMBER OF AUTOS
ANDERSON	88,116	LAUDERDALE	21,681
BEDFORD	32,514	LAWRENCE	31,871
BENTON	16,918	LEWIS	9,017
BLED SOE	8,881	LINCOLN	26,231
BLOUNT	104,864	LOUDON	79,549
BRADLEY	79,811	McMINN	42,466
CAMPBELL	30,076	McNAIRY	25,936
CANNON	10,525	MACON	14,443
CARROLL	26,526	MADISON	75,974
CARTER	49,474	MARION	26,739
CHEATHAM	24,195	MARSHALL	21,623
CHESTER	11,640	MAURY	61,500
CLAIBORNE	28,245	MEIGS	8,279
CLAY	8,397	MONROE	32,474
COCKE	31,215	MONTGOMERY	107,836
COFFEE	44,162	MOORE	6,267
CROCKETT	11,023	MORGAN	14,430
CUMBERLAND	37,429	OBION	28,437
DAVIDSON	527,776	OVERTON	14,352
DECATUR	12,737	PERRY	7,210
DEKALB	16,438	PICKETT	5,348
DICKSON	35,366	POLK	15,202
DYER	34,439	PUTNAM	53,831
FAYETTE	24,839	RHEA	31,813
FENTRESS	13,850	ROANE	43,464
FRANKLIN	32,916	ROBERTSON	38,787
GIBSON	39,940	RUTHERFORD	114,534
GILES	26,854	SCOTT	19,189
GRAINGER	15,938	SEQUATCHIE	12,804
GREENE	52,574	SEVIER	57,318
GRUNDY	13,541	SHELBY	703,886
HAMBLEN	63,601	SMITH	14,880
HAMILTON	347,298	STEWART	11,398
HANCOCK	5,338	SULLIVAN	158,429
HARDEMAN	21,074	SUMNER	96,309
HARDIN	23,333	TIPTON	34,782
HAWKINS	39,576	TROUSDALE	7,166
HAYWOOD	14,506	UNICOI	18,670
HENDERSON	20,207	UNION	19,905
HENRY	28,411	VAN BUREN	4,683
HICKMAN	14,751	WARREN	31,436
HOUSTON	6,714	WASHINGTON	98,967
HUMPHREYS	16,805	WAYNE	14,274
JACKSON	8,423	WEAKLEY	26,757
JEFFERSON	27,732	WHITE	22,300
JOHNSON	14,984	WILLIAMSON	88,904
KNOX	325,922	WILSON	68,736
LAKE	4,963		
		TOTAL	4,939,981

SOURCE: Mtr. Vehicle Div., Dept. of Safety, 3/12/93

## LOCAL SALES TAX IN TENNESSEE COUNTIES

Any county by resolution of its county legislative body is authorized to levy a tax on the same privileges subject to the State Sales and Use Tax. The resolution is subject to approval by the qualified voters of the county. The county has priority over any municipality in levying the local option sales tax. A municipality may only levy a tax equal to the difference between the county's tax and the maximum rate. If there is no difference, the municipality cannot levy the tax. The process of repeal is the same as the process of adoption.



Exemptions to Tennessee's sales tax are numerous and complicated and fall into three major categories: 1) exempt transactions, 2) exempt entities, and 3) exempt items. The Department of Revenue requires strict documentation of sales to exempt institutions and of sales for resale. In addition, there are subcategories of exemptions:

1. Exempt Transactions
  - a. Interstate Commerce
  - b. Resale Exemptions
  - c. Manufacturers' Exemption
  - d. Occasional and Isolated Sales
  - e. Non-Sales (refunds, replacements, etc.)
2. Exempt Entities
  - a. Non-Profit Entities
  - b. Governmental Entities
  - c. Contractors for Exempt Entities
3. Exempt Items
  - a. Agricultural
  - b. Amusement Exemptions



- c. Food Stamps
- d. Industrial or Farm Machinery
- e. Medical
- f. Publishing and Printing
- g. Real Property
- h. Securities
- i. Vehicles
- j. Miscellaneous:

- (1) caskets,
- (2) gasoline used for agricultural purposes,
- (3) school lunches and books,
- (4) steam sold by a resource recovery facility,
- (5) taxidermy services,
- (6) gun show sales, and
- (7) advertising.

The rate is determined by the county (and city), but may not exceed 2.75%. The tax levied shall only apply to the first \$1,600.00\* on the sale or use of any single article of personal property. If such a resolution or ordinance is not adopted, the maximum single item sales tax cap will remain \$5.00 if the local sales tax rate is one percent (1%) or less and \$7.50 if the local rate is greater than one percent (1%).

The proceeds of the countywide local sales tax are distributed as follows:

- (1) One-half is distributed in the same manner as the county property tax for schools, including division with any city or special school district on an average daily attendance (ADA) basis;

\*Effective July 1, 1983, counties and cities were given the authority to increase the single article local tax cap by adopting a resolution or ordinance applying the local tax rate to the first \$667 of the purchase price of a single item during the 1983-84 Fiscal Year. If this resolution or ordinance was adopted, the single item base automatically increased to \$889 on July 1, 1984, to \$1,100 on July 1, 1985, and to \$1,600 on April 1, 1990.

- (2) One-half is distributed on the basis of where the sale occurred. Collections in incorporated municipalities go to their General Funds; collections in unincorporated areas go to such fund or funds of the county as the county commission shall direct. However, a county and city may enter into a contract providing for some other distribution of the half not allocated to schools.
- (3) Proceeds from this tax may, by resolution of the governing body and with approval by resolution by the county board of education, may be pledged for the payment of principal and interest on bonds, notes or other evidence of indebtedness.

For further information on how a county may benefit from this sales tax, please refer to the pamphlet "The Local Sales Tax Handbook for Local Officials" available from the County Technical Assistance Service or contact the CTAS county government consultant in your area for details. As of this report date, all counties in Tennessee have levied a countywide local sales tax.

Of the ninety-five (95) counties in Tennessee, the countywide local sales tax is currently set as follows: six (6) counties levy a tax of 2.75%; six (6) counties levy a tax of 2.50%; fifty-six (56) counties levy a tax of 2.25%; twelve (12) counties levy a tax of 2.00%; five (5) counties levy a tax of 1.75%; nine (9) counties levy a tax of 1.50%; and one (1) county levies a tax of 1.00%.

Table V includes a list of countywide sales tax rates for all counties with information regarding the increase in the local sales tax cap. Those counties which have passed the required resolution in two consecutive meetings are indicated by "Yes"; those which have not considered the resolution or have failed to adopt it are indicated by "No". For information regarding the proper method for removing the current local option sales tax cap, interested officials should contact the Department of Revenue, Sales Tax Division or their area CTAS county government consultant.

TABLE V  
1993 LOCAL OPTION SALES TAX

COUNTY	COUNTYWIDE LOCAL OPTION SALES TAX RATES	RAISED SALES TAX CAP	COUNTY	COUNTYWIDE LOCAL OPTION SALES TAX RATES	RAISED SALES TAX CAP
ANDERSON	2.25 %	YES	LAUDERDALE	2.00 %	YES
BEDFORD	1.75	YES	LAWRENCE	2.25	YES
BENTON	2.25	YES	LEWIS	2.00	YES
BLEDSE	2.25	YES	LINCOLN	2.50	YES
BLOUNT	2.25	YES	LOUDON	1.50	YES
BRADLEY	2.25	YES	MCMINN	2.00	YES
CAMPBELL	2.25	YES	MCNAIRY	2.25	YES
CANNON	1.75	YES	MACON	2.25	YES
CARROLL	2.25	YES	MADISON	2.75	YES
CARTER	2.25	YES	MARION	2.25	YES
CHEATHAM	2.25	YES	MARSHALL	2.25	YES
CHESTER	2.25	YES	MAURY	2.25	YES
CLAIBORNE	2.25	YES	MEIGS	2.00	YES
CLAY	1.00	YES	MONROE	2.25	YES
COCKE	2.75	YES	MONTGOMERY	2.50	YES
COFFEE	2.00	YES	MOORE	2.50	YES
CROCKETT	2.25	YES	MORGAN	2.00	YES
CUMBERLAND	2.25	YES	OBION	2.25	YES
DAVIDSON	2.25	YES	OVERTON	1.75	YES
DECATUR	1.50	YES	PERRY	2.00	NO
DEKALB	1.50	YES	PICKETT	1.50	YES
DICKSON	2.25	YES	POLK	2.25	YES
DYER	2.75	YES	PUTNAM	2.25	YES
FAYETTE	2.25	YES	RHEA	2.25	YES
FENTRESS	2.50	YES	ROANE	2.50	YES
FRANKLIN	2.25	YES	ROBERTSON	2.25	YES
GIBSON	2.25	YES	RUTHERFORD	2.25	YES
GILES	1.50	YES	SCOTT	2.25	YES
GRAINGER	2.25	YES	SEQUATCHIE	2.25	YES
GREENE	2.50	YES	SEVIER	2.50	YES
GRUNDY	2.25	NO	SHELBY	2.25	YES
HAMBLE	2.50	NO	SMITH	2.00	YES
HAMILTON	1.75	YES	STEWART	2.25	NO
HANCOCK	2.00	NO	SULLIVAN	2.25	YES
HARDEMAN	2.00	YES	SUMNER	2.25	YES
HARDIN	1.50	YES	TIPTON	2.25	YES
HAWKINS	2.75	YES	TROUSDALE	2.25	YES
HAYWOOD	1.50	YES	UNICOI	2.25	NO
HENDERSON	2.25	YES	UNION	2.25	NO
HENRY	2.25	YES	VAN BUREN	2.75	YES
HICKMAN	2.25	YES	WARREN	2.00	YES
HOUSTON	2.75	YES	WASHINGTON	2.25	YES
HUMPHREYS	2.25	NO	WAYNE	1.75	YES
JACKSON	2.00	YES	WEAKLEY	2.25	YES
JEFFERSON	2.25	YES	WHITE	2.25	YES
JOHNSON	1.50	YES	WILLIAMSON	2.25	YES
KNOX	2.25	YES	WILSON	2.25	YES
LAKE	2.25	YES			

SOURCE: TN DEPT OF REVENUE

#### HOTEL/MOTEL TAX IN TENNESSEE COUNTIES

The county property tax, wheel tax and local option sales tax have until recently been the only substantial local tax base available for counties. However, with increasing demands for services by county citizens coupled with the ever-rising costs of these services



caused by inflation, counties have been forced to look elsewhere for alternative revenue sources. One alternative which several counties have pursued has been the hotel/motel tax, a percentage tax much like the sales tax, levied on transient lodgings (less than 30 continuous days) at motels, hotels, inns, tourist camps, campgrounds and cabins.

After May 12, 1988, any Private Act which authorizes a city or county to levy a tax on the privilege of occupancy of a hotel shall limit the application of such tax as follows:

- (1) A city shall only levy such tax on occupancy of hotels located within its municipal boundaries;
- (2) A city shall not be authorized to levy such tax on occupancy of hotels if the county in which such city is located has levied such tax prior to the adoption of the tax by the city; and
- (3) A county shall only levy such tax on occupancy of hotels located within its boundaries but outside the boundaries of any municipality which has levied a tax on such occupancy prior to the adoption of such tax by the county. (T.C.A. 67-4-1425)

Fifty-four (54) counties in Tennessee have levied a hotel/motel tax by passage of private or public legislation. Shelby County has the oldest tax, levied in 1969.

The tax varies in amount from 1 1/2% to 5% of the price of lodgings with one (1) county levying 1 1/2%, one (1) county levying 2%, six (6) levying 3%, six (6) levying 4%, and thirty-nine (39) levying 5%. Table VI lists the counties in Tennessee which have levied a hotel/motel tax, the amounts, authorization, distribution of proceeds and fines assessed for late payment of the tax. While this tax may not be very lucrative in most counties, it can generate sizable revenues in others.

TABLE VI  
HOTEL/MOTEL TAX IN TENNESSEE COUNTIES

COUNTY	AMOUNT	AUTHORIZATION	DISTRIBUTION	FINES
ANDERSON	5%	Chapter 193, Private Acts 1990	Proceeds allocated to County General Fund.	12% per annum interest/1% per month penalty/\$50.00
BLOUNT	4%	Chapter 102, Private Acts 1979 as amended by Chapter 23, Private Acts 1983, and Chapter 26, Private Acts 1993	Proceeds allocated as follows: 50% to Tourist Commission; 12.5% for Townsend Visitors Center; 37.5% to the County General Fund.	8% per annum interest/1% per month penalty/\$50.00
BRADLEY	4%	Chapter 19, Private Acts 1991	Proceeds allocated as follows: 25% to General Fund; 25% for Tourism; 25% for Industrial Recruitment; and 25% for proposed agri-business center, except, if sufficient state funds are not available for center, this 25% shall be deposited in County General Fund.	12% per annum interest/1% per month penalty/\$50.00
CARTER	5%	Chapter 186, Private Acts 1984 Chapter 87, Private Acts 1989 Chapter 170, Private Acts 1992	Proceeds allocated two percent (2%) or \$12,000 (whichever is less) to County General Fund. Remainder to Tourism Fund.	8% per annum interest/1% per month penalty
CLAIBORNE	3%	Chapter 183, Private Acts 1984	Proceeds allocated to County General Fund to be used for the sole purpose of tourism development and promotion.	12% per annum interest/1% per month penalty/\$50.00
COCKE	3%	Chapter 216, Private Acts 1980	Proceeds allocated to County General Fund.	8% per annum interest/1% per month penalty
CROCKETT	5%	Chapter 10, Private Acts 1991	Proceeds allocated to County General Fund.	12% per annum interest/1% per month penalty/\$50.00
CUMBERLAND	5%	Chapter 145, Private Acts 1979	Proceeds allocated to County Debt Service Fund or as specified by County Commission.	12% per annum interest/1% per month penalty
DAVIDSON	4%	3% - T.C.A. 7-4-101, 7-4-112 1% - Chapter 559, Public Acts of 1982	Proceeds from 3% allocated as follows: one third for direct promotion of tourism; one-third for tourist related activities; and one-third for the Urban Services General Fund. Proceeds from 1% allocated for construction of convention center.	8% per annum interest/1% per month penalty



TABLE VI  
HOTEL/MOTEL TAX IN TENNESSEE COUNTIES

COUNTY	AMOUNT	AUTHORIZATION	DISTRIBUTION	FINES
DECATUR	5%	Chapter 34, Private Acts 1987	Proceeds to be used for any lawful purpose.	12% per annum interest/1% per month penalty/\$50.00
DICKSON	5%	Chapter 25, Private Acts 1987	Proceeds allocated for economic development.	12% per annum interest/1% per month penalty/\$50.00
FAYETTE	5%	Chapter 125, Private Acts 1990	Proceeds allocated to General Fund.	12% per annum interest/1% per month penalty/\$50.00
FRANKLIN	5%	Chapter 219, Private Acts 1988	Proceeds allocated to Rural Fire Protection.	12% per annum interest/1% per month penalty/\$50.00
GIBSON	4%	Chapter 37, Private Acts 1985	Proceeds allocated to County General Fund for industrial development.	12% per annum interest/1% per month penalty/\$50.00
GREENE	2%	Chapter 127, Private Acts 1986	Proceeds allocated to County General Fund solely for tourism development and promotion.	8% per annum interest/1% per month penalty
HAMILTON	4%	Chapter 905, Public Acts 1980, as amended by Chapter 44, Public Acts 1983 and Chapter 918, Public Acts 1988	Proceeds deposited to Hotel/Motel Tax Fund and allocated by County Commission upon request.	12% per annum interest/1% per month penalty/\$50.00
HARDEMAN	5%	Chapter 206, Private Acts 1988	Proceeds allocated to County General Fund.	12% per annum interest/1% per month penalty/\$50.00
HARDIN	5%	Chapter 201, Private Acts 1988	Proceeds allocated to County General Fund.	12% per annum interest/1% per month penalty/\$50.00
HAYWOOD	5%	Chapter 179, Private Acts 1988	Proceeds allocated as follows: one-half revenue collected in City of Brownsville returned to City; remainder to County General Fund.	12% per annum interest/1% per month penalty/\$50.00

TABLE VI  
HOTEL/MOTEL TAX IN TENNESSEE COUNTIES

COUNTY	AMOUNT	AUTHORIZATION	DISTRIBUTION	FINES
HENDERSON	5%	Chapter 98, Private Acts 1983 as amended by Chapter 186, Private Acts 1992	Proceeds allocated one-half to County General Fund; one-half to County Fire Department for equipment.	12% per annum interest/1% per month penalty/\$50.00
HENRY	5%	Chapter 237, Private Acts 1984	Proceeds allocated to County General Fund.	14 1/2% per annum interest/5% per month to a maximum of 25%
HICKMAN	5%	Chapter 41, Private Acts 1991	Proceeds allocated to County General Fund.	12% per annum/1% per month penalty/\$50.00
HUMPHREYS	5%	Chapter 135, Private Acts 1981	Proceeds allocated to County General Fund or as specified by County Commission.	12% per annum interest/1% per month penalty/\$50.00
JOHNSON	5%	Chapter 73, Private Acts 1989	Proceeds allocated to County General Fund.	12% per annum interest/1% per month penalty/\$50.00
KNOX	5%	Chapter 847, Public Acts 1982	Proceeds allocated as follows: two-thirds for direct promotion of tourism; one-third divided equally between Knox County General Fund and Knoxville City General; forty percent used for tourist related expenditures.	8% per annum interest/1% per month penalty
LAKE	5%	Chapter 191, Private Acts 1990	Proceeds allocated to County General Fund.	12% per annum interest/1% per month penalty/\$50.00
LAUDERDALE	5%	Chapter 11, Private Acts 1989	Proceeds allocated to County General Fund.	No fine or penalty adopted.
LAWRENCE	5%	Chapter 171, Private Acts 1992	Proceeds allocated to County General Fund for economic and community development purposes.	12% per annum interest/1% per month penalty/\$50.00
LINCOLN	5%	Chapter 217, Private Acts 1984	Proceeds allocated two percent (2%) or \$12,000, whichever is greater, to County General Fund, and balance for Tourism development and promotion.	8% per annum interest/1% per month penalty



TABLE VI  
HOTEL/MOTEL TAX IN TENNESSEE COUNTIES

COUNTY	AMOUNT	AUTHORIZATION	DISTRIBUTION	FINES
LOUDON	5%	Chapter 232, Private Acts 1972 as amended by Chapter 276, Private Acts 1982 and Chapter 78, Private Acts 1983	Proceeds allocated to County General Fund.	6% per annum interest/.5% per month penalty/\$50.00
MCMINN	5%	Chapter 5, Private Acts 1989	Proceeds allocated 1/3 to tourism, 2/3 to economic development.	12% per annum interest/1% per month penalty/\$50.00
MADISON	5%	Chapter 324, Private Acts 1980 as amended by Chapter 66, Private Acts 1985	Proceeds allocated as follows: 37 1/2% to City of Jackson; 25% to Community Economic Development Commission; and 37 1/2% to County General Fund.	12% per annum interest/1% per month penalty
MARION	5%	Chapter 109, Private Acts 1987	Proceeds allocated to Education.	12% per annum interest/1% per month penalty/\$50.00
MARSHALL	5%	Chapter 30, Private Acts 1993	Proceeds allocated to County General Fund.	12% per annum interest/1% per month penalty/\$50.00
MAURY	5%	Chapter 117, Private Acts 1991	Proceeds allocated for industrial development, tourism promotion, county beautification and county recreation.	12% per annum interest/1% per month penalty/\$50.00
MONROE	3%	Chapter 45, Private Acts 1981 as amended by Chapter 22, Private Acts 1983 and Chapter 22, Private Acts 1987	Proceeds allocated as follows: seventy-five percent (75%) for industrial development and twenty-five percent (25%) for tourism.	10% per annum interest/\$50.00
MONTGOMERY	3%	Chapter 167, Private Acts 1979	Proceeds allocated as follows: one-fourth to City of Clarksville; one-fourth to County General Fund; one-half to Tourist Promotion Fund.	12% per annum interest/1% per month penalty
OBION	5%	Chapter 133, Public Acts 1991	Proceeds allocated to County General Fund, for Reelfoot Lake tourism.	12% per annum interest/1% per month penalty

TABLE VI  
HOTEL/MOTEL TAX IN TENNESSEE COUNTIES

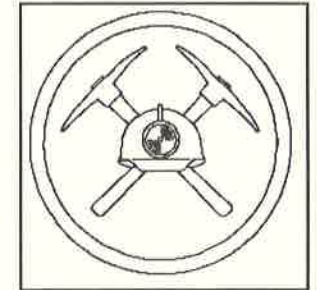
COUNTY	AMOUNT	AUTHORIZATION	DISTRIBUTION	FINES
PUTNAM	5%	Chapter 118, Private Acts 1979 Amended by Resolution, 1990	Proceeds allocated as follows: (1) 3% to County Debt Service Fund; (2) 2% as follows: for the period 11/1/90-6/30/92, 1/4 to Chamber of Commerce for promoting county; for the period 7/1/92-6/30/94, 3/8 to Chamber for promoting county; and for the period beginning 7/1/94, 1/2 to Chamber for promoting county; remainder deposited in County's Other Projects Fund. May be reallocated by Commission as they choose.	12% per annum interest/1% per month penalty
RHEA	2% (Up to 5%)	Chapter 148, Private Acts 1992	Proceeds allocated 60% for tourism department and 40% for economic development unless otherwise designated by resolution.	12% per annum interest/1% penalty/\$50.00
ROANE	5%	Chapter 166, Private Acts 1992	Proceeds allocated to Industrial/Economic Fund.	12% per annum interest/1% penalty/\$50.00
ROBERTSON	5%	Chapter 226, Private Acts 1990	Proceeds allocated as follows: two-fifths (2/5) of net proceeds of tax collected within cities with population 2,000-2,500 used for tourism and economic development grants to cities; remainder to Industrial Development Board for industrial and economic development and tourism promotion.	12% per annum interest/1% per month penalty/\$50.00
RUTHERFORD	1 1/2%	Chapter 104, Private Acts 1983	Proceeds allocated to County General Fund, subject to appropriation by county legislative body for direct promotion of tourism, tourist related activities and other county purposes, and, upon resolution of the county legislative body, such proceeds may become part of the Debt Service Fund.	12% per annum interest/1% per month penalty/\$50.00
SCOTT	5%	Chapter 144, Private Acts 1983	Proceeds allocated to County General Fund.	8% per annum interest/1% per month penalty/\$50.00
SEQUATCHIE	4%	Chapter 18, Private Acts 1989	Proceeds allocated to County General Fund.	12% per annum interest/1% per month penalty/\$50.00

TABLE VI  
HOTEL/MOTEL TAX IN TENNESSEE COUNTIES

COUNTY	AMOUNT	AUTHORIZATION	DISTRIBUTION	FINES
SHELBY	5%	Chapter 131, Private Acts 1969 as amended by Chapter 85, Private Acts 1987	Proceeds of this tax to be used for bonded indebtedness incurred for Cook Convention Center; plus any revenues over and above amount required for Convention Center debt service shall be used to provide funding for the Convention and Visitors Bureau in the amount of \$1,800,000 for FY1987-88 with a provision to increase such funding by 5% per annum, subject to availability of funds, for each fiscal year thereafter until repeal of the tax on June 30, 2007.	.6% per annum interest/.5% per month penalty
SUMNER	5%	Chapter 7, Private Acts 1985	Proceeds allocated to General Fund.	\$50.00
TIPTON	5%	Chapter 127, Private Acts 1988	Proceeds deposited into General Fund for industrial development.	12% per annum interest/1% per month penalty/\$50.00
UNICOI	5%	Chapter 111, Private Acts 1989	Proceeds allocated to General Fund.	12% per annum interest/1% per month penalty/\$50.00
VAN BUREN	5%	Chapter 169, Private Acts 1974	Proceeds prorated to County General Fund and to Educational Capital Outlay Fund.	6% per annum interest/.5% per month penalty
WARREN	5%	Chapter 13, Private Acts 1991	Proceeds allocated to Debt Service Fund.	12% per annum interest/1% per month penalty/\$50.00
WEAKLEY	5%	Chapter 174, Public Acts 1988	Proceeds allocated to County General Fund.	12% per annum interest/1% per month penalty/\$50.00
WILLIAMSON	4%	Chapter 114, Private Acts 1979 Chapter 17, Private Acts 1985	Proceeds allocated to County General Fund.	8% per annum interest/1% per month penalty
WILSON	3%	Chapter 20, Private Acts 1980	Proceeds allocated to County General Fund or as specified by County Commission.	12% per annum interest/1% per month penalty

50

## COUNTY MINERAL SEVERANCE TAX



An additional locally-levied tax included herein is the mineral severance tax which levies a per tonnage fee on business enterprises which extract certain minerals from the ground. The minerals usually included are sand, gravel, limestone, phosphate, clay and any other mineral which has commercial value. Prior to 1984, this tax could be authorized only by private act of the Legislature; however, T.C.A. 67-7-201, et seq, authorizes county legislative bodies, upon adoption of a resolution by the County Commission, to levy the tax on all sand, gravel, sandstone, chert and limestone severed from the ground. It should be noted that in a recent case, *Nolichucky Sand Co. v. State of Tennessee and Greene County*, the Greene County Chancery Court held that the mineral severance tax authorized by T.C.A. 67-7-201, et seq, is unconstitutional as written. This case is on appeal as of this writing and the Department of Revenue is collecting the tax pending a decision on appeal.

Forty-seven (47) counties currently levy the severance tax on minerals in Tennessee (excluding coal). The tax varies in amount from \$.05/ton to \$.15/ton\* with all individual taxes being levied since 1979. Table VII gives a list of each county, the amount of tax, authorization, distribution and fines levied for late or non-payment of tax.

*\*Some counties are exempted by narrow population class from this limitation: Unicoi (16,360-16,450); White (19,500-19,575); Cocke (28,750-28,800); Jefferson (31,200-31,300); and Rutherford (84,000-84,100).*

TABLE VII  
COUNTY MINERAL SEVERANCE TAX

COUNTY	AMOUNT	AUTHORIZATION	COLLECTION AND DISTRIBUTION	FINES
ANDERSON	\$.15 per ton	Commission Resolution authorized by T.C.A. 67-7-201	Collected by State. 100% to Highway Fund.	10% penalty with 16% per annum interest on delinquent tax. All penalty and interest retained by state.
BEDFORD	\$.15 per ton	Commission Resolution authorized by T.C.A. 67-7-201	Collected by State. 100% to Highway Fund.	10% penalty with 16% per annum interest on delinquent tax. All penalty and interest retained by state.
BENTON	Up to \$.05 per ton, to be set by county legislative body.	Chapter 89, Private Acts 1979	Collected by County Clerk. 100% to County General Fund.	10% penalty with 6% interest on delinquent tax. 50% penalty for attempt to evade. Up to \$1,000 fine or one year in prison.
BLEDSON	\$.15 per ton	Commission Resolution authorized by T.C.A. 67-7-201	Collected by State. 100% to Highway Fund.	10% penalty with 16% per annum interest on delinquent tax. All penalty and interest retained by state.
CAMPBELL	\$.15 per ton	Commission Resolution authorized by T.C.A. 67-7-201	Collected by State. 100% to Highway Fund.	10% penalty with 16% per annum interest on delinquent tax. All penalty and interest retained by state.
CANNON	\$.15 per ton	Commission Resolution authorized by T.C.A. 67-7-201	Collected by State. 100% to Highway Fund.	10% penalty with 16% per annum interest on delinquent tax. All penalty and interest retained by state.
CARROLL	Up to \$.10 per ton on sand, clay, gravel, limestone or other minerals. Rate set by county legislative body.	Chapter 184, Private Acts of 1980 as amended by Chapter 43, Private Acts 1983	Collected by County Clerk. 100% to Highway Fund.	10% penalty with 8% per annum interest on delinquent tax. 50% added for attempt to evade. Up to \$1,000 fine or one year in prison.
CARTER	Up to \$.15 per ton on sand, gravel, limestone, phosphate, rock and other minerals. Rate set by county legislative body.	Chapter 79, Private Acts 1981	Collected by County Clerk. 100% to Highway Fund.	10% penalty with 8% per annum interest on delinquent tax. 50% added for attempt to evade. Up to \$1,000 fine or one year in prison.



TABLE VII  
COUNTY MINERAL SEVERANCE TAX

COUNTY	AMOUNT	AUTHORIZATION	COLLECTION AND DISTRIBUTION	FINES
CHEATHAM	\$.15 per ton	Commission Resolution authorized by T.C.A. 67-7-201	Collected by State. 100% to Highway Fund.	10% penalty with 16% per annum interest on delinquent tax. All penalty and interest retained by state.
CLAIBORNE	\$.15 per ton	Commission Resolution authorized by T.C.A. 67-7-201	Collected by State. 100% to Highway Fund.	10% penalty with 16% per annum interest on delinquent tax. All penalty and interest retained by state.
CLAY	\$.15 per ton	Commission Resolution authorized by T.C.A. 67-7-201	Collected by State. 100% to Highway Fund.	10% penalty with 16% per annum interest on delinquent tax. All penalty and interest retained by state.
COFFEE	\$.15 per ton	Commission Resolution authorized by T.C.A. 67-7-201	Collected by State. 100% to Highway Fund.	10% penalty with 16% per annum interest on delinquent tax. All penalty and interest retained by state.
CUMBERLAND	\$.15 per ton	Commission Resolution authorized by T.C.A. 67-7-201	Collected by State. 100% to Highway Fund.	10% penalty with 16% per annum interest on delinquent tax. All penalty and interest retained by state.
DAVIDSON	\$.15 per ton	Resolution R84-334	General Fund for use as provided in T.C.A. 67-7-201.	10% penalty with 16% per annum interest on delinquent tax. All penalty and interest retained by state.
DECATUR	\$.05 per ton	Chapter 35, Private Acts 1987	Collected by Trustee. 100% to General Fund or other fund as designated by resolution of the county legislative body.	10% penalty with 8% per annum interest on delinquent tax. 50% added for evading tax.
FAYETTE	\$.15 per ton	Commission Resolution authorized by T.C.A. 67-7-201	Collected by State. 100% to Highway Fund.	10% penalty with 16% per annum interest on delinquent tax. All penalty and interest retained by state.
GILES	\$.15 per ton	Commission Resolution authorized by Chapter 91, Private Acts 1984	Collected by County Clerk. 100% to County General Fund.	10% penalty with 6% per annum interest on delinquent tax. 50% penalty for evasion; \$1,000 fine or imprisonment.

TABLE VII  
COUNTY MINERAL SEVERANCE TAX

COUNTY	AMOUNT	AUTHORIZATION	COLLECTION AND DISTRIBUTION	FINES
HAWKINS	\$.15 per ton	Commission Resolution authorized by T.C.A. 67-7-201	Collected by State. 100% to Highway Fund.	10% penalty with 16% per annum interest on delinquent tax. All penalty and interest retained by state.
HAYWOOD	\$.15 per ton	Commission Resolution authorized by T.C.A. 67-7-201	Collected by State. 100% to Highway Fund.	10% penalty with 16% per annum interest on delinquent tax. All penalty and interest retained by state.
HICKMAN	\$.15 per ton	Commission Resolution authorized by T.C.A. 67-7-201	Collected by State. 100% to Highway Fund.	10% penalty with 16% per annum interest on delinquent tax. All penalty and interest retained by state.
HUMPHREYS	Up to \$.05 per ton on sand, gravel, limestone, phosphate and other minerals. Rate set by county legislative body.	Chapter 148, Private Acts 1981	Collected by County Clerk. 100% to County General Fund.	10% penalty with 8% per annum interest on delinquent tax. 50% penalty for evading; \$1,000 fine or one year in prison.
JACKSON	\$.15 per ton	Commission Resolution authorized by T.C.A. 67-7-201	Collected by State. 100% to Highway Fund.	10% penalty with 16% per annum interest on delinquent tax. All penalty and interest retained by state.
LAWRENCE	\$.15 per ton	Commission Resolution authorized by T.C.A. 67-7-201	Collected by State. 100% to Highway Fund.	10% penalty with 16% per annum interest on delinquent tax. All penalty and interest retained by state.
MCMINN	\$.15 per ton	Commission Resolution authorized by T.C.A. 67-7-201	Collected by State. 100% to Highway Fund.	10% penalty with 16% per annum interest on delinquent tax. All penalty and interest retained by state.
MADISON	\$.15 per ton	Commission Resolution authorized by T.C.A. 67-7-201	Collected by State. 100% to Highway Fund.	10% penalty with 16% per annum interest on delinquent tax. All penalty and interest retained by state.
MARION	\$.15 per ton	Commission Resolution authorized by T.C.A. 67-7-201	Collected by State. 100% to Highway Fund.	10% penalty with 16% per annum interest on delinquent tax. All penalty and interest retained by state.

TABLE VII  
COUNTY MINERAL SEVERANCE TAX

COUNTY	AMOUNT	AUTHORIZATION	COLLECTION AND DISTRIBUTION	FINES
MARSHALL	\$.15 per ton	Commission Resolution authorized by T.C.A. 67-7-201	Collected by State. 100% to Highway Fund.	10% penalty with 16% per annum interest on delinquent tax. All penalty and interest retained by state.
MONROE	\$.15 per ton	Commission Resolution authorized by T.C.A. 67-7-201	Collected by State. 100% to Highway Fund.	10% penalty with 16% per annum interest on delinquent tax. All penalty and interest retained by state.
MONTGOMERY	\$.15 per ton	Commission Resolution authorized by T.C.A. 67-7-201	Collected by State. 100% to Highway Fund.	10% penalty with 16% per annum interest on delinquent tax. All penalty and interest retained by state.
OBION	\$.15 per ton	Commission Resolution authorized by T.C.A. 67-7-201	Collected by State. 100% to Highway Fund.	10% penalty with 16% per annum interest on delinquent tax. All penalty and interest retained by state.
OVERTON	\$.15 per ton	Commission Resolution authorized by T.C.A. 67-7-201	Collected by State. 100% to Highway Fund.	10% penalty with 16% per annum interest on delinquent tax. All penalty and interest retained by state.
PERRY	\$.05 per ton	Commission Resolution authorized by T.C.A. 67-7-201	Collected by State. 100% to Highway Fund.	10% penalty with 16% per annum interest on delinquent tax. All penalty and interest retained by state.
POLK	\$.15 per ton	Commission Resolution authorized by T.C.A. 67-7-201	Collected by State. 100% to Highway Fund.	10% penalty with 16% per annum interest on delinquent tax. All penalty and interest retained by state.
PUTNAM	\$.15 per ton	Commission Resolution authorized by T.C.A. 67-7-201	Collected by State. 100% to Highway Fund.	10% penalty with 16% per annum interest on delinquent tax. All penalty and interest retained by state.
ROANE	\$.15 per ton on minerals	Chapter 384, Private Acts 1982	Collected by County Clerk. 100% to Highway Fund.	10% penalty with 8% per annum interest on delinquent tax. 50% added for evading tax; \$1,000 fine or one year in prison or both.

TABLE VII  
COUNTY MINERAL SEVERANCE TAX

COUNTY	AMOUNT	AUTHORIZATION	COLLECTION AND DISTRIBUTION	FINES
ROBERTSON	\$.15 per ton	Commission Resolution authorized by T.C.A. 67-7-201	Collected by State. 100% to Highway Fund.	10% penalty with 16% per annum interest on delinquent tax. All penalty and interest retained by state.
RUTHERFORD	Up to \$.25 per ton on sand, gravel, limestone, phosphate, rock and other minerals. Rate set by county legislative body.	Chapter 111, Private Acts 1983	Collected by County Clerk. distributed to County General Fund or other fund by resolution of legislative body.	10% penalty with 12% per annum interest on delinquent tax. 50% penalty for evasion.
STEWART	\$.15 per ton	Commission Resolution authorized by T.C.A. 67-7-201	Collected by State. 100% to Highway Fund.	10% penalty with 16% per annum interest on delinquent tax. All penalty and interest retained by state.
SUMNER	\$.15 per ton	Commission Resolution authorized by T.C.A. 67-7-201	Collected by State. 100% to Highway Fund.	10% penalty with 16% per annum interest on delinquent tax. All penalty and interest retained by state.
TROUSDALE	\$.15 per ton	Commission Resolution July 14, 1985	County Road Fund.	10% to 50% of tax due, plus interest.
UNICOI	\$.15 per ton on sand, gravel, limestone, phosphate, rock and all other minerals severed from the ground.	Chapter 213, Private Acts 1982	Collected by County Clerk. 100% to County General Fund.	10% penalty with 8% per annum interest on delinquent tax. 50% penalty for evasion.
WARREN	\$.15 per ton	Commission Resolution authorized by T.C.A. 67-7-201	Collected by State. 100% to Highway Fund.	10% penalty with 16% per annum interest on delinquent tax. All penalty and interest retained by state.
WAYNE	\$.15 per ton on pulpwood.	Chapter 61, Private Acts 1989	Collected by County Trustee. To General Fund, with school system having first priority.	10% penalty per annum. 50% penalty for evasion.
WEAKLEY	\$.15 per ton on sand, gravel, clay and all other minerals for commercial purposes.	Chapter 270, Private Acts 1982	Collected by County Clerk. 100% to County General Fund or as County Commission directs.	10% penalty with 10% per annum interest on delinquent tax. 50% penalty for evasion.



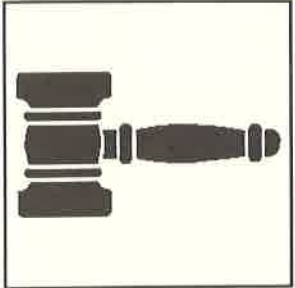
TABLE VII  
COUNTY MINERAL SEVERANCE TAX

COUNTY	AMOUNT	AUTHORIZATION	COLLECTION AND DISTRIBUTION	FINES
WHITE	\$.15 per ton on sand, gravel, limestone, phosphate, rock and other minerals.	Chapter 213, Private Acts 1980 as amended by Chapter 293, Private Acts 1972	Collected by State Department of Revenue and remitted to County less 3%.	10% penalty with 8% per annum interest on delinquent tax. 50% penalty for evasion; \$1,000 fine or one year in prison or both.
WILLIAMSON	\$.15 per ton	Chapter 76, Private Acts 1985	Collected by County Clerk. 100% to General Fund.	10% penalty with 16% per annum interest on delinquent tax. All penalty and interest retained by state.
WILSON	\$.15 per ton	Commission Resolution authorized by T.C.A. 67-7-201	Collected by State. 100% to Highway Fund.	10% penalty with 16% per annum interest on delinquent tax. All penalty and interest retained by state.

LITIGATION TAX IN TENNESSEE COUNTIES

Another popular source of revenue available to county government is the Local Litigation Tax. This tax may be levied on all original suits filed in General Sessions, Circuit, Chancery and other special courts in each county. Counties are allowed to levy a litigation tax in the same manner as the state litigation tax now levied by T.C.A. 67-4-602, et seq. T.C.A. 16-15-5006 is a local litigation tax for general sessions judges salaries and requires a resolution approved by two-thirds of the legislative body.

Almost all counties have levied a local litigation tax, either by legislative private act or by resolution of the County Commission. The tax may be levied in an amount not to exceed \$13.75 in civil cases in circuit and chancery courts, \$28.50 in criminal cases in criminal court, \$20.75 in civil cases in general sessions courts and \$34.50 in criminal cases in general sessions courts. This tax may be used for any specific purpose as authorized by the county legislative body (except that up to \$6.00 of the tax authorized for general sessions shall be allocated to the County General Fund to aid in defraying the cost of paying general sessions judges salaries) or the proceeds may be deposited in the County General Fund and used for general purposes. For more information on how this tax may be levied and a sample resolution, contact your CTAS county government consultant.



## TAX RATE SUMMARY

### I. PROPERTY TAX RATES

Actual county property taxes enacted in 1993 range from a low of \$1.26 to a high of \$6.0448, with effective rates ranging from a low of \$1.26 to a high of \$6.0448 (both counties were at 100% appraisal ratio).

### II. WHEEL TAXES

As of the date of publication, forty-seven (47) counties had enacted a county wheel tax (an increase of one). Wheel tax rates range from a low of \$10.00 to a high of \$50.00.

### III. LOCAL OPTION SALES TAX

All counties levy this tax, with rates ranging from a low of 1.00% to a high of 2.75%. Additionally, eighty-seven (87) counties have opted to raise the sales tax cap, while eight (8) have elected not to do so.

### IV. HOTEL/MOTEL TAXES

Fifty-four (54) counties currently levy a hotel/motel tax (an increase of two). Tax rates range from a low of 1.5% to a high of 5.0%.

### V. MINERAL SEVERANCE TAXES

Forty-seven (47) counties now levy a mineral severance tax. Rates range from a low of \$.05 per ton to a high of \$.25 per ton.

TABLE VIII  
1993 TAX RATE SUMMARY

COUNTY	PROPERTY TAX RATES	WHEEL TAX		HOTEL/ MOTEL TAX RATES	MINERAL SEVERANCE TAX RATES	LOCAL OPTION SALES TAX	
		RATES	FINE			RATES	RAISED CAP
ANDERSON	2.98	\$ -	-	5.0	% \$ .15/ton	2.25 %	YES
BEDFORD	3.47	-	-	-	\$.15/ton	1.75	YES
BENTON	3.04	-	-	-	To \$.05/ton	2.25	YES
BLED SOE	2.55	-	-	-	\$.15/ton	2.25	YES
BLOUNT	2.27	-	-	4.0	-	2.25	YES
BRADLEY	2.7000	-	-	4.0	-	2.25	YES
CAMPBELL	2.96	35.00	Up to \$50.00	-	\$.15/ton	2.25	YES
CANNON	2.79	10.00	\$15-50	-	\$.15/ton	1.75	YES
CARROLL	1.55	10.00	Up to \$50.00	-	\$.10/ton	2.25	YES
CARTER	3.18	-	-	5.0	\$.15/ton	2.25	YES
CHEATHAM	3.56	50.00	Misdemeanor	-	\$.15/ton	2.25	YES
CHESTER	2.48	15.00	\$20-50	-	-	2.25	NO
CLAIBORNE	3.22	-	-	3.0	\$.15/ton	2.25	YES
CLAY	2.79	-	-	-	\$.15/ton	1.00	YES
COCKE	3.15	-	-	3.0	-	2.75	YES
COFFEE	3.02	-	-	-	\$.15/ton	2.00	YES
CROCKETT	2.34	50.00	Misdemeanor	5.0	-	2.25	YES
CUMBERLAND	1.87	-	-	5.0	\$.15/ton	2.25	YES
DAVIDSON	3.50	35.00	\$5-50	4.0	\$.15/ton	2.25	YES
DECATUR	1.99	-	-	5.0	\$.05/ton	1.50	YES
DEKALB	1.80	-	-	-	-	1.50	YES
DICKSON	2.90	30.00	\$25-50	5.0	-	2.25	YES
DYER	1.85	10.00	\$5-50	-	-	2.75	NO
FAYETTE	2.92	25.00	\$25-50/To 6 Mo.	5.0	\$.15/ton	2.25	YES
FENTRESS	3.00	25.00	Up to \$50	-	-	2.50	YES
FRANKLIN	2.5150	-	-	5.0	-	2.25	YES
GIBSON	2.31	25.00	\$10-50	4.0	-	2.25	YES
GILES	3.31	-	-	-	\$.15/ton	1.50	YES
GRAINGER	2.77	-	-	-	-	2.25	YES
GREENE	2.62	20.00	\$50-100	2.0	-	2.50	YES
GRUNDY	3.41	-	-	-	-	2.25	NO
HAMBLEN	2.93	-	-	-	-	2.50	NO
HAMILTON	2.8132	-	-	4.0	-	1.75	YES
HANCOCK	1.82	20.00	Up to \$50	-	-	2.00	NO
HARDEMAN	2.28	20.00	Up to \$50	5.0	-	2.00	YES
HARDIN	2.54	10.00	Up to \$50	5.0	-	1.50	YES
HAWKINS	3.20	20.00	Up to \$50	-	\$.15/ton	2.75	YES
HAYWOOD	2.50	30.00	Up to \$50	5.0	\$.15/ton	1.50	YES
HENDERSON	1.91	20.00	Up to \$50	5.0	-	2.25	YES
HENRY	3.08	15.00	\$25-50	5.0	-	2.25	YES
HICKMAN	3.81	35.00	\$5-50	5.0	\$.15/ton	2.25	YES
HOUSTON	3.29	15.00	\$10-50	-	-	2.75	YES
HUMPHREYS	2.23	-	-	5.0	To \$.05/ton	2.25	NO
JACKSON	3.17	15.00	Up to \$50	-	\$.15/ton	2.00	YES
JEFFERSON	2.50	25.00	\$10-50	-	-	2.25	YES
JOHNSON	3.85	20.00	\$20-50/To 1 Yr.	5.0	-	1.50	YES
KNOX	2.91	-	-	5.0	-	2.25	YES

TABLE VIII  
1993 TAX RATE SUMMARY

COUNTY	PROPERTY TAX RATES	WHEEL TAX		HOTEL/ MOTEL TAX RATES	MINERAL SEVERANCE TAX RATES	LOCAL OPTION SALES TAX	
		RATES	FINE			RATES	RAISED CAP
LAKE	3.00	30.00	None	5.0	-	2.25	YES
LAUDERDALE	2.68	25.00	\$5-50	5.0	-	2.00	YES
LAWRENCE	2.78	25.00	\$25-50	5.0	\$.15/ton	2.25	YES
LEWIS	2.09	20.00	Up to \$50	-	-	2.00	YES
LINCOLN	2.59	25.00	\$25-50	5.0	-	2.50	YES
LOUDON	2.51	-	-	5.0	-	1.50	YES
MCMINN	2.5320	-	-	5.0	\$.15/ton	2.00	YES
MCNAIRY	2.85	20.00	Up to \$50	-	-	2.25	YES
MACON	3.29	30.00	Up to \$50	-	-	2.25	YES
MADISON	3.50	-	-	5.0	\$.15/ton	2.75	YES
MARION	2.14	-	-	5.0	\$.15/ton	2.25	YES
MARSHALL	2.90	25.00	Up to \$50	5.0	\$.15/ton	2.25	YES
MAURY	3.79	-	-	5.0	-	2.25	YES
MEIGS	2.32	-	-	-	-	2.00	YES
MONROE	2.00	25.00	Misdemeanor	3.0	\$.15/ton	2.25	YES
MONTGOMERY	2.73	30.00	Misdemeanor	3.0	\$.15/ton	2.50	YES
MOORE	3.05	-	-	-	-	2.50	YES
MORGAN	6.0448	-	-	-	-	2.00	YES
OBION	3.31	30.00	Misdemeanor	5.0	\$.15/ton	2.25	YES
OVERTON	2.79	30.00	\$25-50	-	\$.15/ton	1.75	YES
PERRY	3.27	-	-	-	\$.05/ton	2.00	NO
PICKETT	3.44	-	-	-	-	1.50	YES
POLK	3.59	-	-	-	\$.15/ton	2.25	YES
PUTNAM	2.54	-	-	5.0	\$.15/ton	2.25	YES
RHEA	2.74	-	-	2.0	-	2.25	YES
ROANE	3.825	-	-	5.0	\$.15/ton	2.50	YES
ROBERTSON	3.29	35.00	\$10-50	5.0	\$.15/ton	2.25	YES
RUTHERFORD	3.39	30.00	\$20-50	1.5	To \$.25/ton	2.25	YES
SCOTT	3.72	-	-	5.0	-	2.25	YES
SEQUATCHIE	2.36	-	-	4.0	-	2.25	YES
SEVIER	1.26	-	-	-	-	2.50	YES
SHELBY	3.16	25.00	Up to \$50	5.0	-	2.25	YES
SMITH	2.93	-	-	-	-	2.00	YES
STEWART	1.55	-	-	-	\$.15/ton	2.25	NO
SULLIVAN	2.92	-	-	-	-	2.25	YES
SUMNER	3.15	50.00	\$10-50	5.0	\$.15/ton	2.25	YES
TIPTON	3.57	30.00	Up to \$50	5.0	-	2.25	YES
TROUSDALE	4.05	-	-	-	\$.15/ton	2.25	YES
UNICOI	3.29	-	-	5.0	\$.15/ton	2.25	NO
UNION	2.25	-	-	-	-	2.25	NO
VAN BUREN	3.48	-	-	5.0	-	2.75	YES
WARREN	2.24	30.00	Up to \$50	5.0	\$.15/ton	2.00	YES
WASHINGTON	2.41	-	-	-	-	2.25	YES
WAYNE	2.570	10.00	Up to \$50	-	\$.15/ton	1.75	YES
WEAKLEY	2.54	20.00	Up to \$50	5.0	\$.15/ton	2.25	YES
WHITE	2.48	-	-	-	\$.15/ton	2.25	YES
WILLIAMSON	3.09	25.00	Up to \$50	4.0	\$.15/ton	1.50	YES
WILSON	3.06	37.50	Up to \$50	3.0	\$.15/ton	2.25	YES

## APPENDIX A

### WHAT 1¢ ADDED TO PROPERTY TAX WILL PRODUCE:

Following is a formula for your use in determining an estimate of what one cent (1¢) on the property tax will produce in your county. First, obtain latest assessments for real and personal property from the Assessor of Property and the latest for public utilities as assessed by the Public Service Commission from the Trustee.

### CALCULATION FORMULA

- Assessed Value for Taxes:
  - Real Property \$ \_\_\_\_\_
  - Personal Property \_\_\_\_\_
  - Public Utilities \_\_\_\_\_
  - Total of Property Assessments Subject to Property Taxes \$=====
- Tax Rate Per \$100 (Divide Item d. by 100) \_\_\_\_\_
- Multiply Item 2. by .01 \_\_\_\_\_
- Percentage Collected for Current Year Taxes (Obtain from Trustee - will be approximately 90-95%) \_\_\_\_\_
- Multiply Item 4. by .01 - What 1¢ Will Produce \$ \_\_\_\_\_

The University of Tennessee does not discriminate on the basis of race, sex, color, religion, national origin, age, handicap, or veteran status in provision of educational opportunities or employment opportunities and benefits.

The University does not discriminate on the basis of sex or handicap in its educational programs and activities, pursuant to requirements of Title IX of the Educational Amendments of 1972, Public Law 92-318, and Section 504 of the Rehabilitation Act of 1973, Public Law 93-112, and the Americans With Disabilities Act of 1990, Public Law 101-336, respectively. This policy extends to both employment by and admission to The University.

Inquiries concerning Title IX, Section 504, and the Americans With Disabilities Act of 1990 should be directed to Mr. Gary W. Baskette, Director of Business Services, 109 Student Services and Administration Building, Knoxville, Tennessee 37996-0213, (615) 974-6622. Charges of violation of the above policy should also be directed to Mr. Baskette.